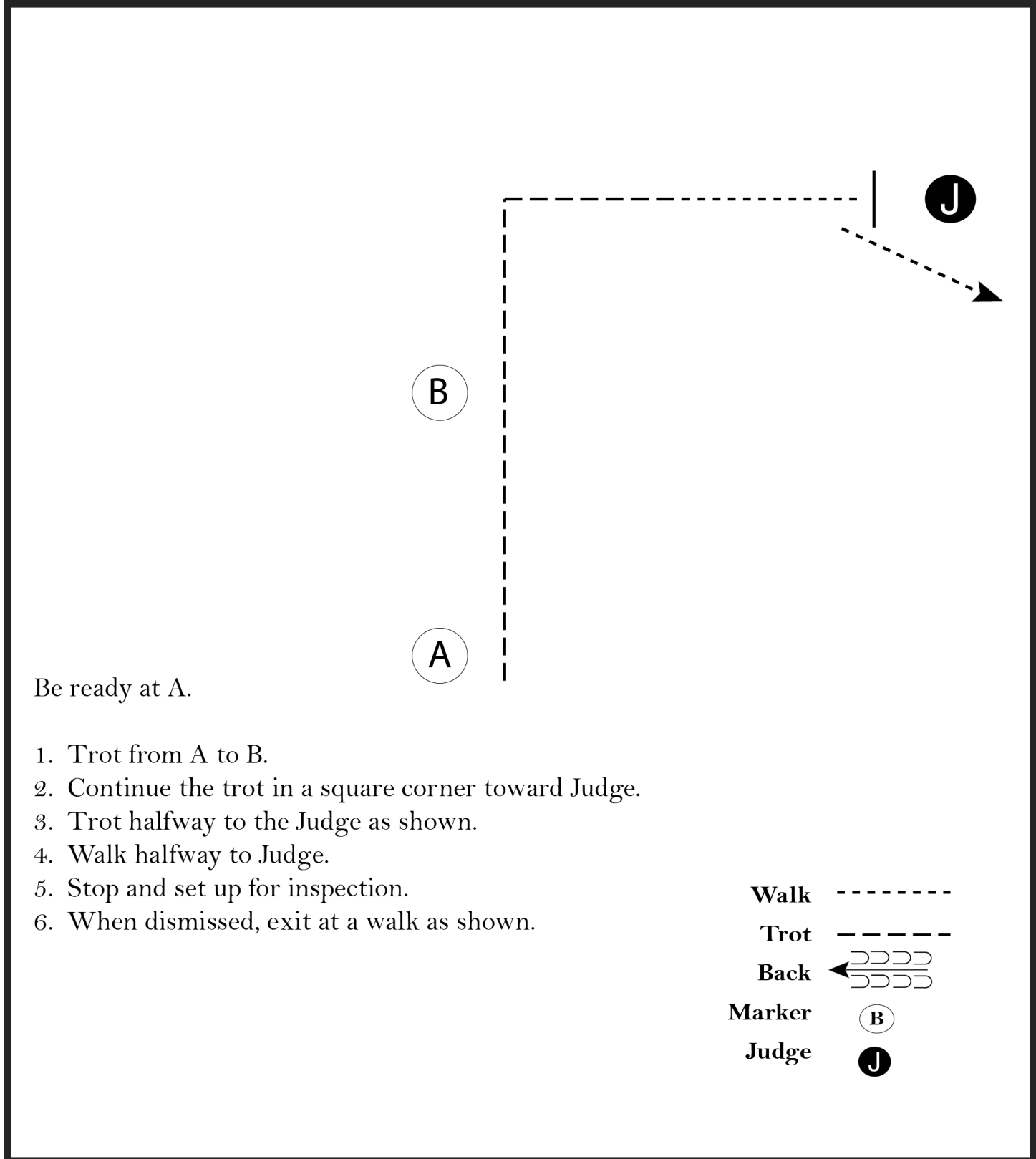


AZ National Horse Show Off Circuit

Showmanship 13 & Under (13 & Under)

w w w . H o r s e S h o w P a t t e r n s . c o m

w w w . H o r s e S h o w P a t t e r n s . c o m



Be ready at A.

1. Trot from A to B.
2. Continue the trot in a square corner toward Judge.
3. Trot halfway to the Judge as shown.
4. Walk halfway to Judge.
5. Stop and set up for inspection.
6. When dismissed, exit at a walk as shown.

- Walk -----
Trot - - - - -
Back ← ⊞ ⊞ ⊞ ⊞
Marker ○ B
Judge ● J

[S/WT-92]

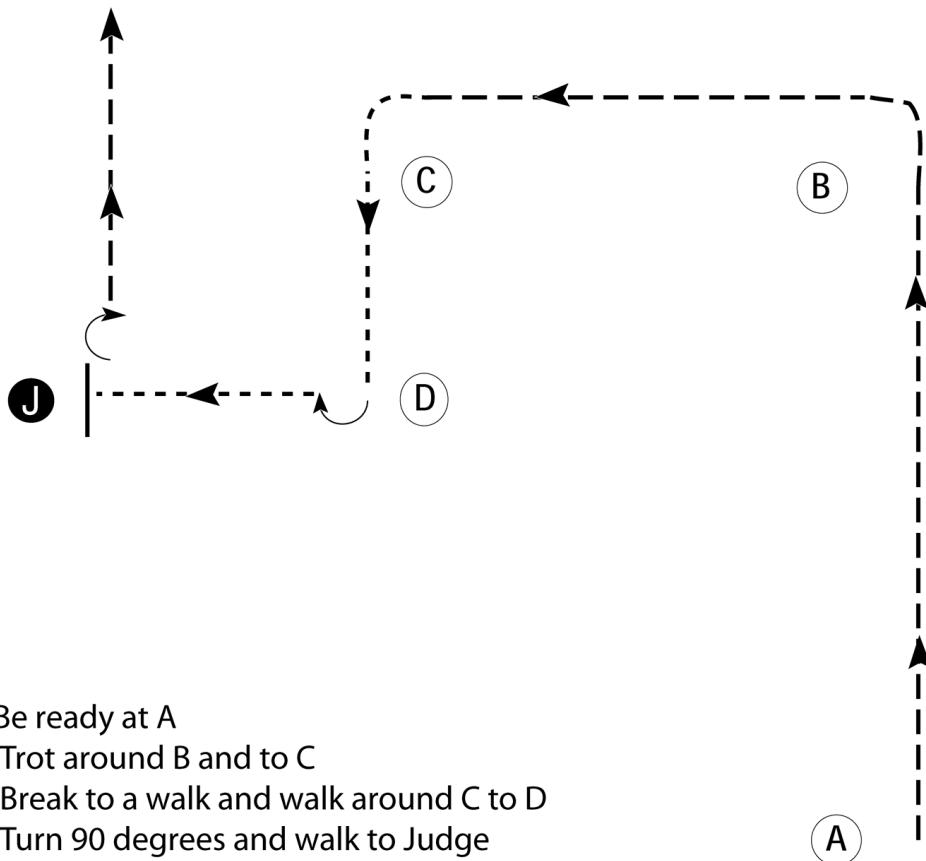
Pattern Provided by:
Arizona National

AZ National Horse Show Off Circuit

Showmanship 14-17 (14-17)

w w w . H o r s e S h o w P a t t e r n s . c o m

w w w . H o r s e S h o w P a t t e r n s . c o m



1. Be ready at A
2. Trot around B and to C
3. Break to a walk and walk around C to D
4. Turn 90 degrees and walk to Judge
5. Stop and set up for inspection
6. When dismissed, turn 90 degrees and trot away from judge

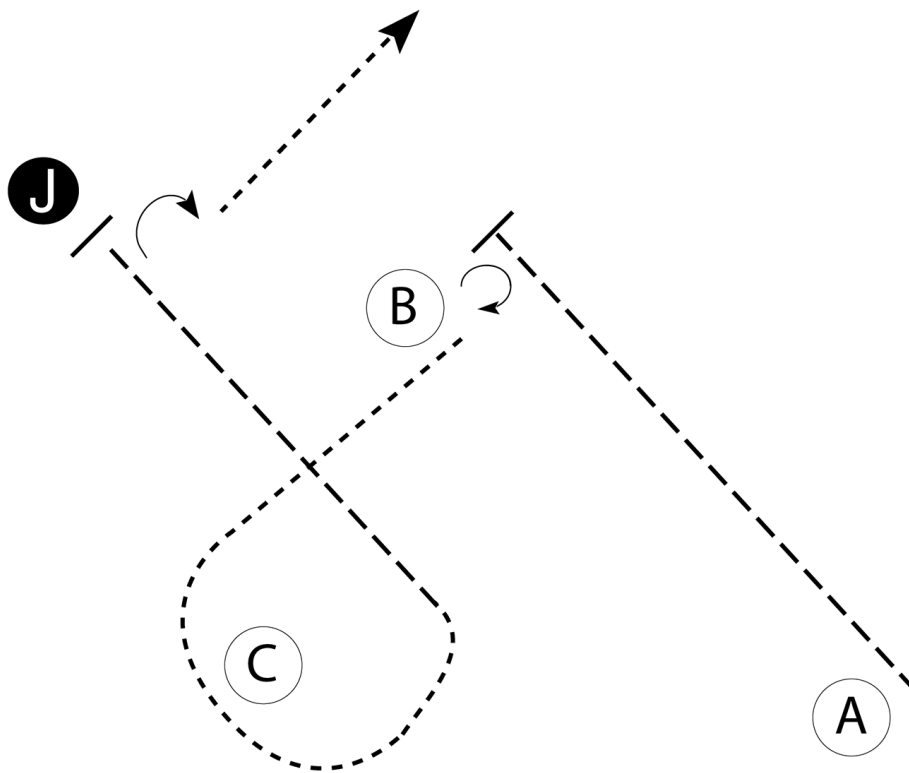
Walk	-----
Trot	- - - - -
Back	←
Marker	ⓑ
Judge	ⓐ

[S/1-16]

Pattern Provided by:
Arizona National

AZ National Horse Show Off Circuit

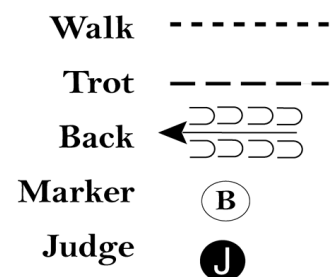
Showmanship 18 & Up (18 & Up)



Be ready at A.

1. Trot from A to B.
2. Stop just before B and perform a 270 degree turn.
3. Walk to and around C as shown.
4. Trot to judge.
5. Stop and set up for inspection.
6. When dismissed, perform a 90 degree turn and walk away.

Follow the instructions of your ring steward.



[S/2-47]

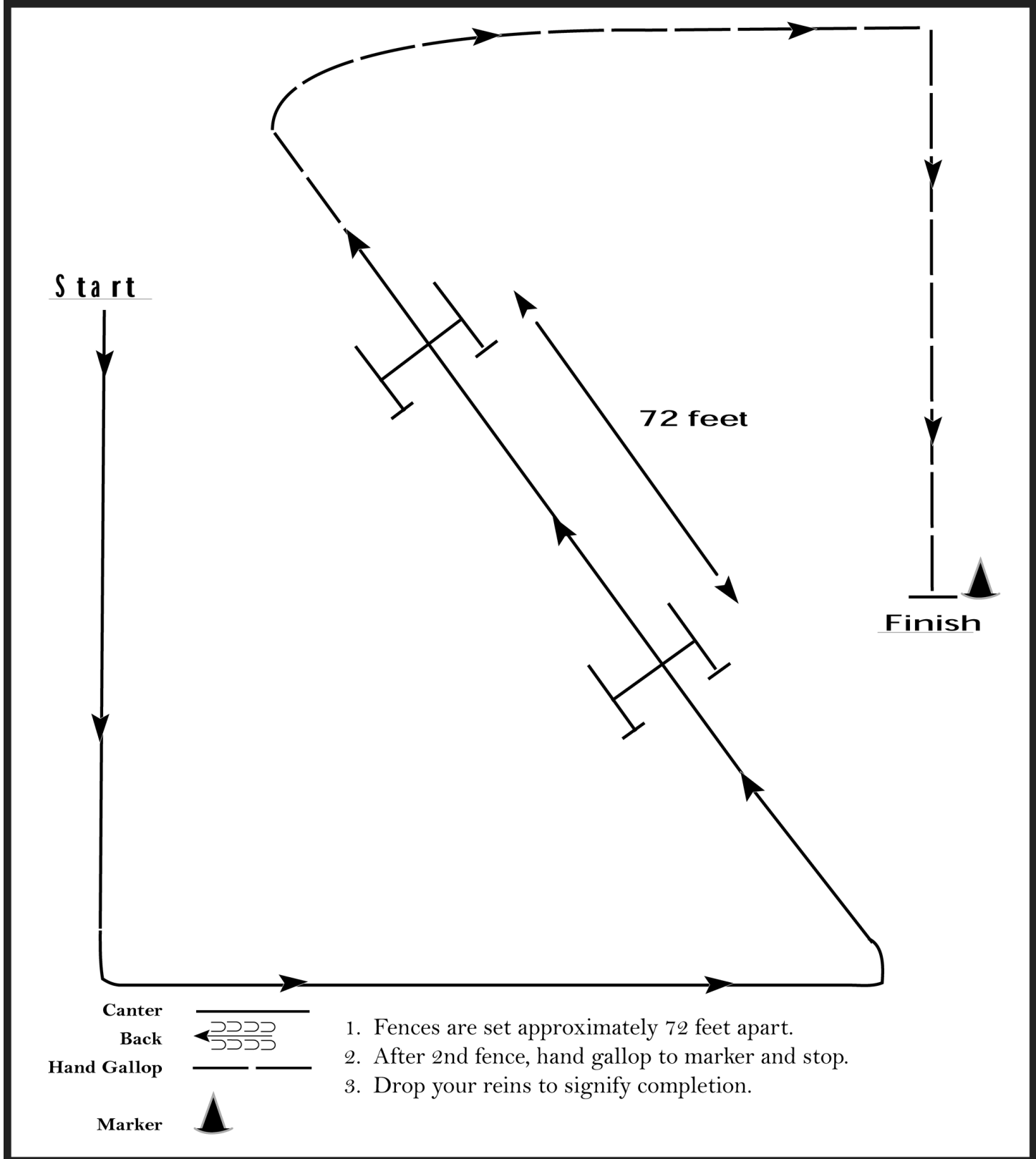
Pattern Provided by:
Arizona National

AZ National Horse Show Off Circuit

Hunter Hack Cross Rail (All Ages)

w w w . H o r s e S h o w P a t t e r n s . c o m

w w w . H o r s e S h o w P a t t e r n s . c o m



[HH/72-11]

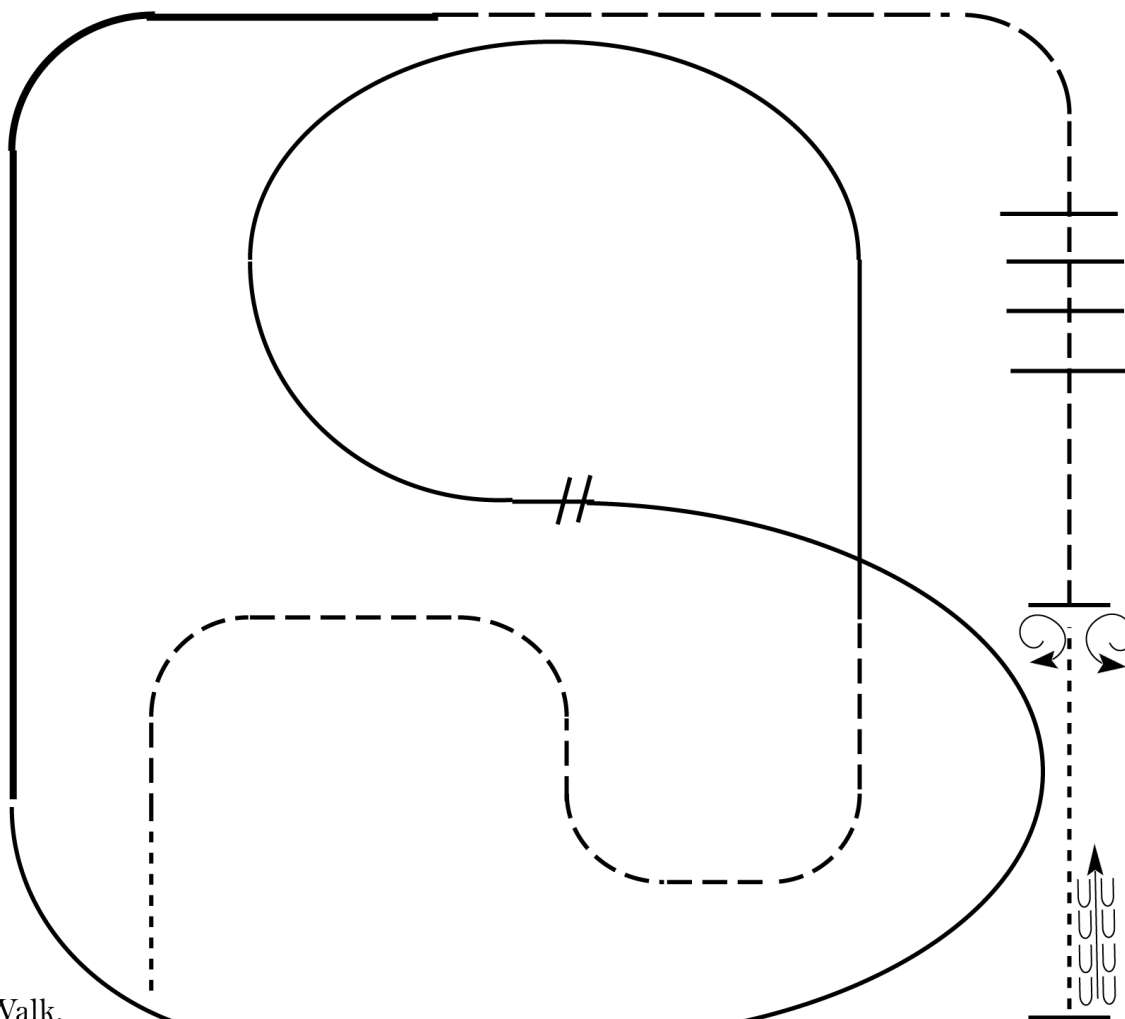
Pattern Provided by:
Arizona National

AZ National Horse Show Off Circuit

Ranch Riding 17 & Under (17 & Under)

www.HorseShowPatterns.com

www.HorseShowPatterns.com



1. Walk.
2. Trot serpentine
3. Lope left lead around end of arena and then diagonally across arena.
4. Change leads (simple or flying) and
5. Lope on the right lead around end of the arena.
6. Extend lope on the straight away around corner to center of arena.
7. Extend trot around corner of arena
8. Collect to a trot
9. Trot over poles
10. Stop do a 360 turn each direction (either direction 1st)
11. Walk, stop and back.

Walk	-----
Jog	- - - - -
Extended Jog	-----
Lope	
Lead Change	///
Back	←←←←←
Marker	ⓑ

[RR/4]

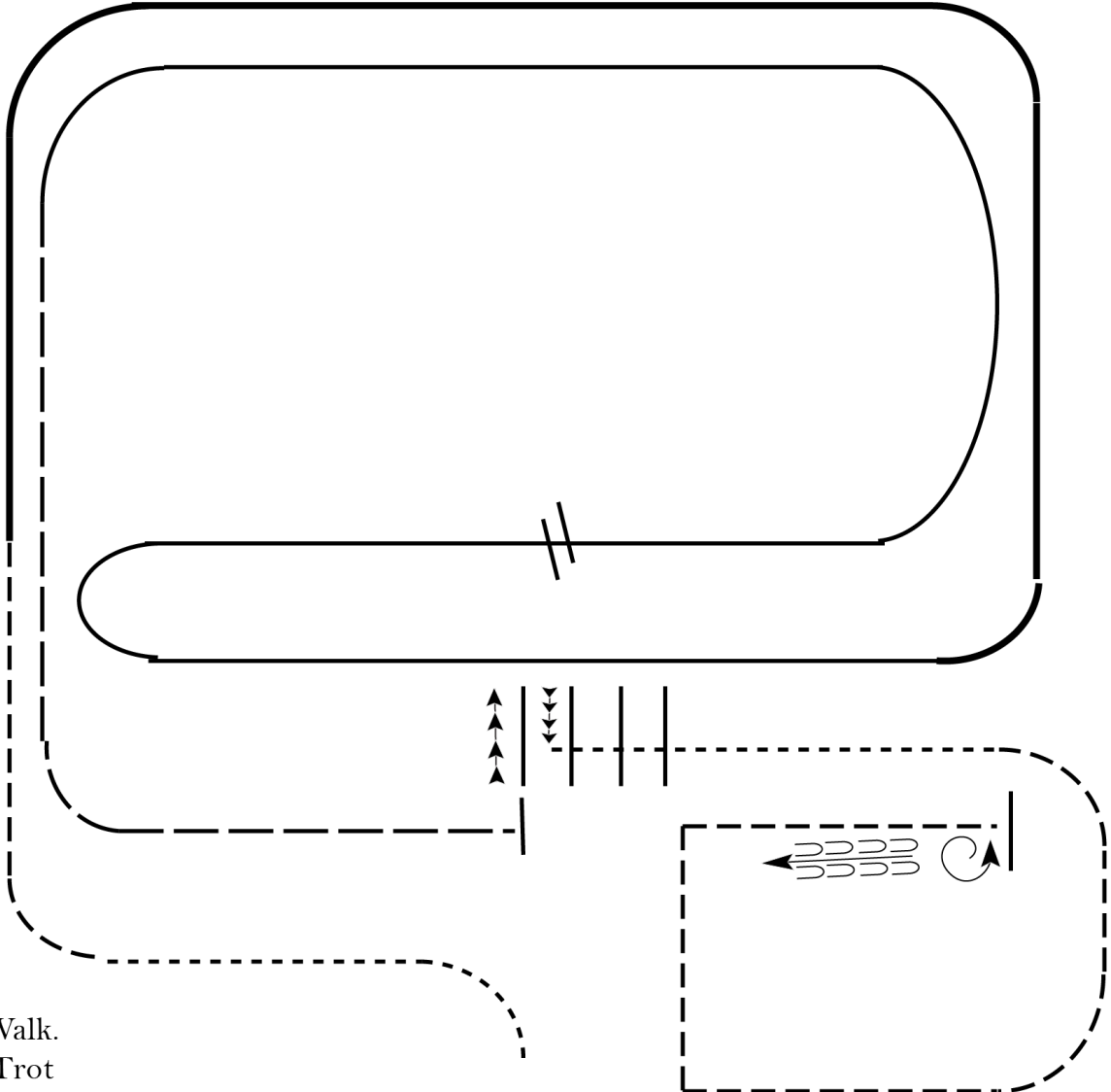
Pattern Provided by:
Arizona National

AZ National Horse Show Off Circuit

Ranch Riding 18 & Up (18 & Up)

w w w . H o r s e S h o w P a t t e r n s . c o m

w w w . H o r s e S h o w P a t t e r n s . c o m



1. Walk.
2. Trot
3. Extended lope-right lead
4. Lope right lead
5. Change leads (simple or flying)
6. Lope left lead
7. Extended trot
8. Stop, side pass left, side pass right, 1/2 way
9. Walk over logs
10. Walk
11. Trot square
12. Stop, 360 degree turn left, back

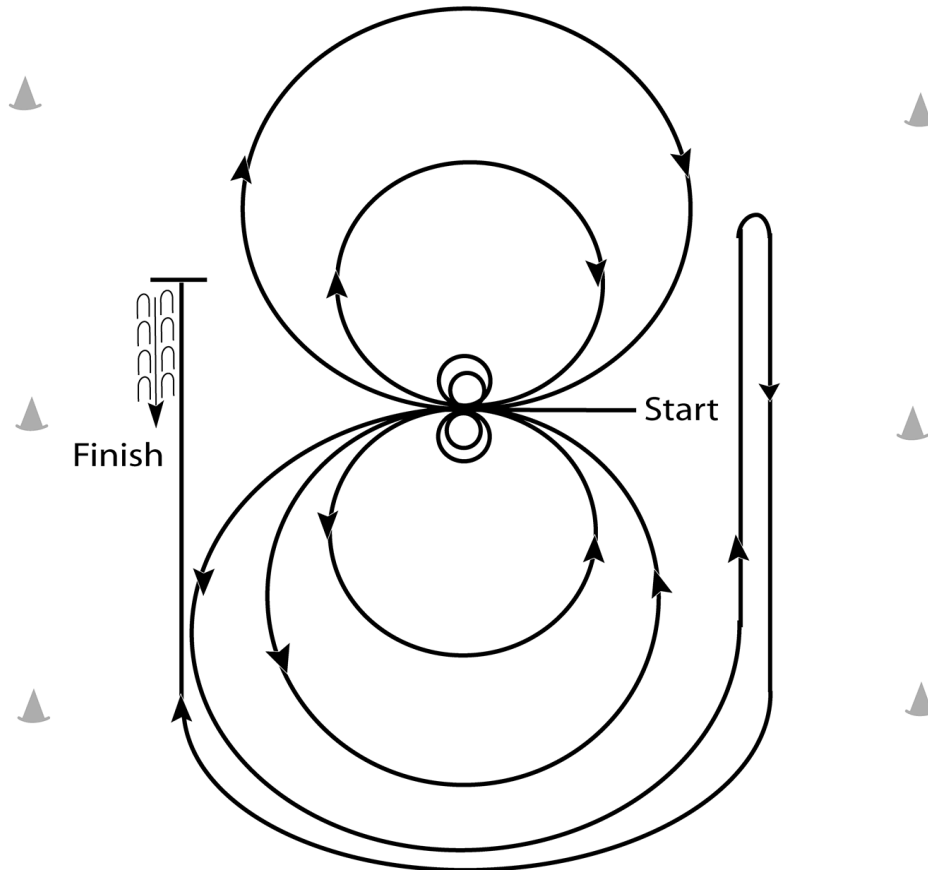
Walk	-----
Jog	- - - - -
Extended Jog	-----
Lope	
Lead Change	 /
Back	←←← ←←←
Marker	ⓑ

[RR/5]

Pattern Provided by:
Arizona National

AZ National Horse Show Off Circuit

Reining (All Ages)



Horses may walk or trot to the center of the arena. Horses must walk or stop prior to starting the pattern. Begin at the center of the arena facing the left wall or fence.

1. Beginning on the left lead, complete two circles to the left. Stop at the center of the arena. Hesitate.
2. Complete two spins to the left. Hesitate.
3. Beginning on the right lead complete two circles to the right. Stop at the center of the arena. Hesitate.
4. Complete two spins to the right. Hesitate.
5. Beginning on the left lead, go around the end of the arena, run down the right side of the arena past center marker, stop and roll back right.
6. Continue around the end of the arena and run down the left side of the arena past the center marker. Stop. Back up.

[R/NRHAP-12]

Pattern Provided by:

Arizona National Horse Show