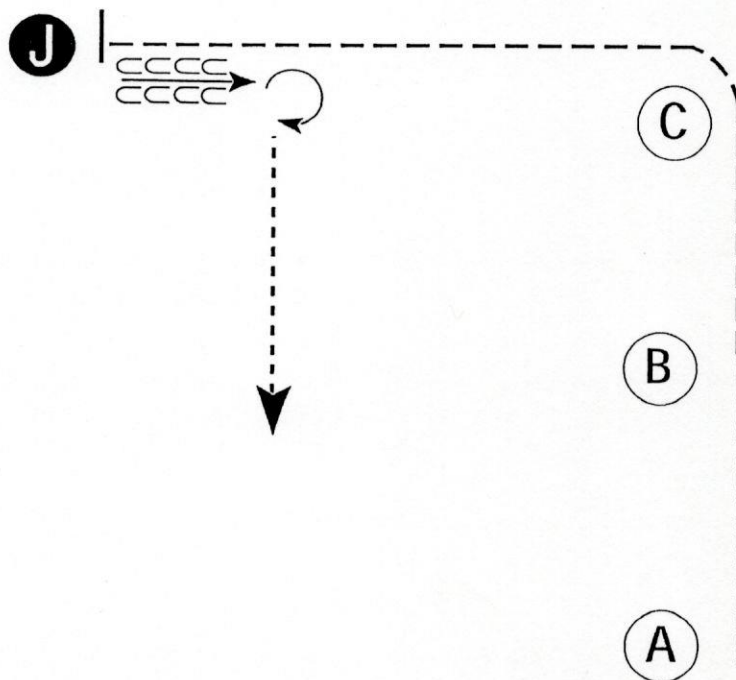


ARIZONA NATIONAL *Horse Show*

DECEMBER 31, 2021 (FOR 2022 SHOW)

SHOWMANSHIP PATTERN FOR BOTH SIDES -ALL CLASSES

SHOW TO FIRST 2 JUDGES THEN GO TO NEXT AREA FOR NEXT 2 JUDGES



Be ready at A.

1. Walk to B.
2. Trot to and around C to judge.
3. Stop and set up for inspection.
4. When dismissed back approximately one horse length.
5. Perform a 270 degree turn and walk straight away.

Follow the instructions of your ring steward.

Walk -----
Trot - - - - -
Back ← C C C C
Marker (B)
Judge (J)

**ARIZONA
NATIONAL**
Horse Show

SATURDAY JANUARY 1, 2022

*RANCH RIDING – ALL CLASSES- PATTERN #10

REINING- ALL CLASSES- PATTERN # 7

WESTERN RIDING- ALL LEVEL 1, ROOKIE, ALL BREED YOUTH, ALL BREED ADULT
PATTERN LEVEL 1 #6

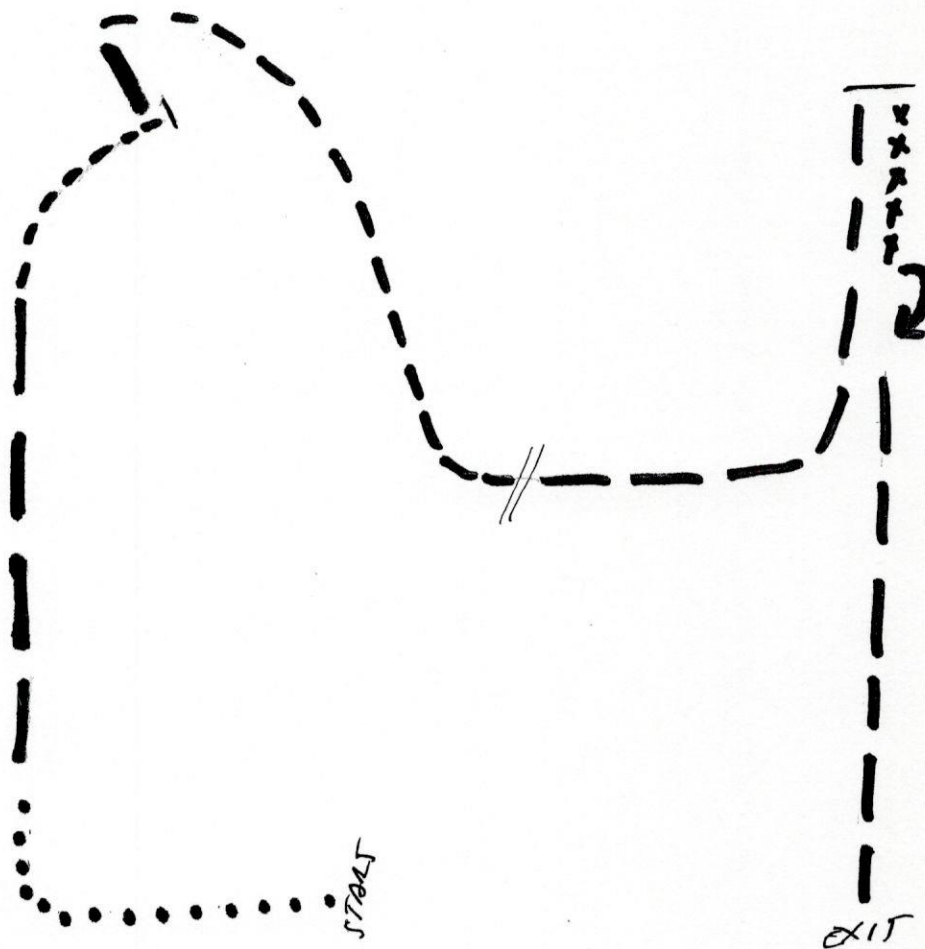
WESTERN RIDING- YOUTH, AMATEUR, OPEN- PATTERN # 6

*RANCH RIDING FOR WALK TROT WILL BE IN PATTERN BOOK /OFFICE

AQHA TRAIL AND RANCH TRAIL PATTERNS WILL BE AVAILABLE IN SHOW
OFFICE

ARIZONA NATIONAL *Horse Show*

WALK TROT RANCH RIDING – SATURDAY JANUARY 1ST



1. WALK
2. EXTENDED TROT
3. TROT THEN STOP
4. SIDE PASS TO THE LEFT OVER LOG
5. TROT
6. EXTENDED TROT
7. STOP AND BACK
8. ½ TURN RIGHT
9. EXTENDED TROT TO EXIT

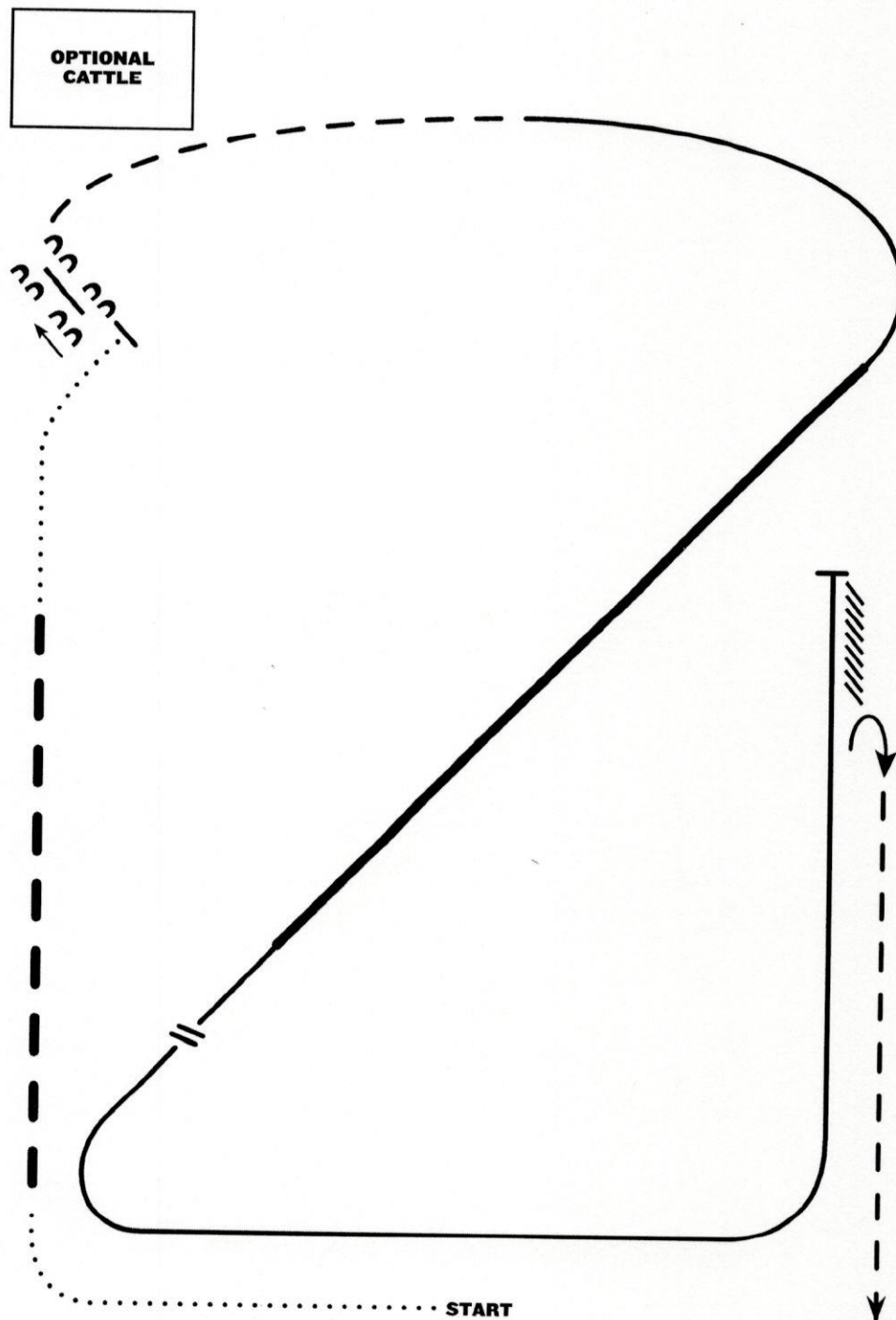
RANCH RIDING - PATTERN 10

SAR. JAN 1st

All Classes

LEGEND

Walk
Extended Walk
Trot
Extended Trot
Lope
Extended Lope
Back
Lead Change

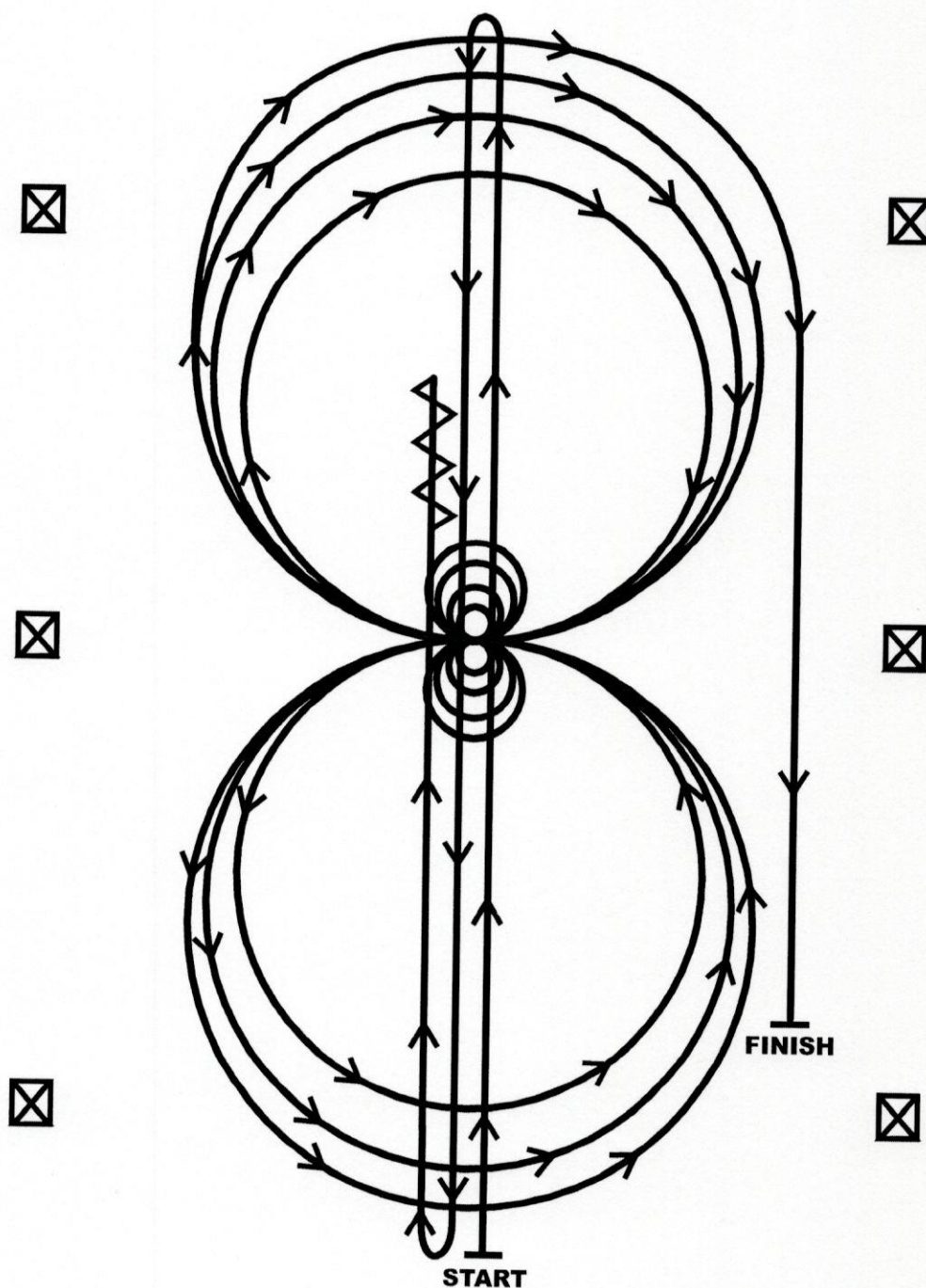


1. Walk
2. Extended trot
3. Walk
4. Stop, side pass left over log
5. Trot
6. Lope right lead
7. Extended lope right lead
8. Collect lope and change leads (simple or flying)
9. Lope left lead
10. Stop and back
11. 1/2 turn right
12. Trot

Note: The drawn description of this pattern is only intended for the general depiction of the pattern. Exhibitors should utilize the arena space to best exhibit their horses.

REINING PATTERN 7

Start January 1st
All classes



1. Run at speed to the far end of the arena past the end marker and do a left rollback—no hesitation.
2. Run to the opposite end of the arena past the end marker and do a right rollback—no hesitation.
3. Run past the center marker and do a sliding stop. Back up to the center of the arena or at least ten feet (three meters). Hesitate.
4. Complete four spins to the right. Hesitate.
5. Complete four and one-quarter spins to the left so that horse is facing left wall or fence. Hesitate.
6. Beginning on the right lead, complete three circles to the right: the first two circles large fast; the third circle small and slow. Change leads at the center of the arena.
7. Complete three circles to the left: the first two circles large fast; the third circle small and slow. Change leads at the center of the arena.
8. Begin a large circle to the right but do not close this circle. Run straight down the right side of the arena past the center marker and do a sliding stop at least twenty feet (six meters) from the wall or fence. Hesitate to demonstrate completion of the pattern.

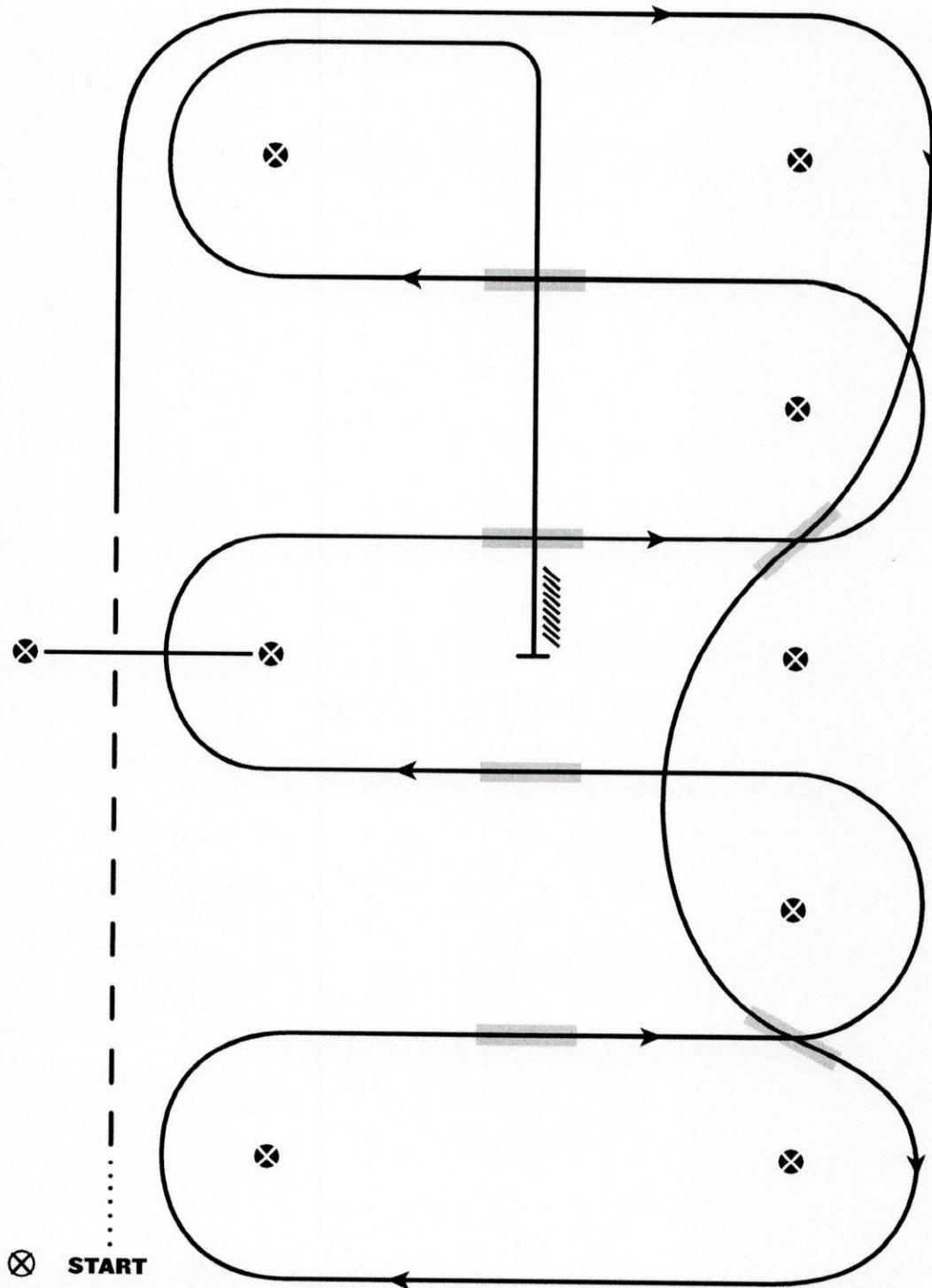
ALL LEVEL 1, ROOKIE, ALL BREED

LEVEL 1 WESTERN RIDING PATTERN 6

LEGEND

—	Walk
—	Jog
—	Lope
////	Back
■	Lead Changing Area

SAT JAN 1st



1. Walk at least 15 feet from start cone to the first marker, transition to jog, jog over log.
2. Transition to the lope right lead & lope around end
3. First line change
4. Second line change, lope around the end of arena
5. First crossing change
6. Second crossing change
7. Lope over log
8. Third crossing change
9. Fourth crossing change
10. Lope up the center, stop & back

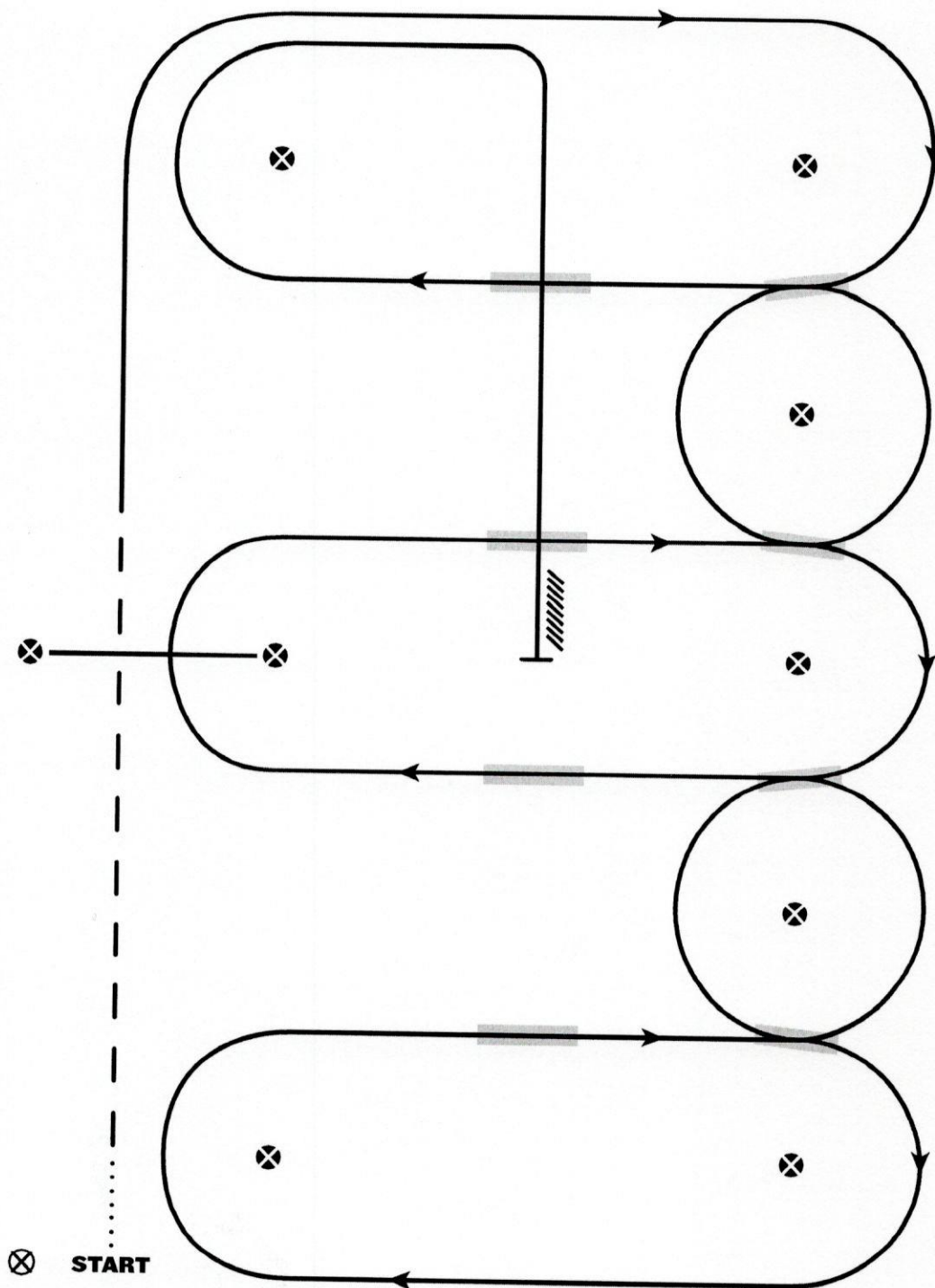
YOUTH, AMATEUR, OPEN

WESTERN RIDING - PATTERN 6

LEGEND

—	Walk
—	Jog
—	Lope
////	Back
—	Lead Changing Area

SAT JAN 1ST

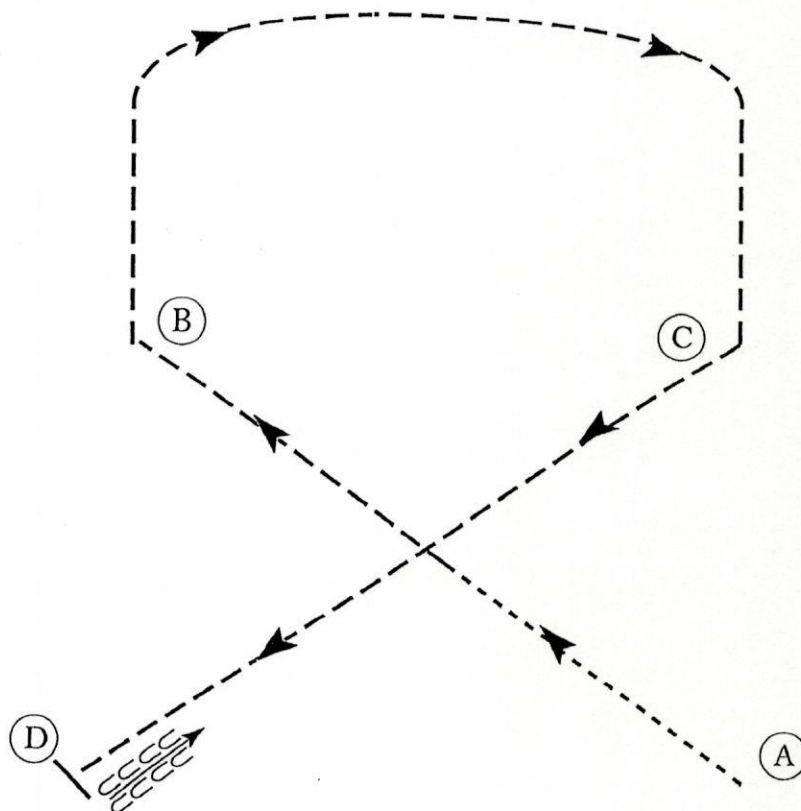


1. Walk at least 15 feet from start cone to the first marker, transition to jog, jog over log
2. Transition to the lope right lead & lope around end
3. First line change
4. Second line change
5. Third line change
6. Fourth line change lope around the end of arena
7. First crossing change
8. Second crossing change
9. Lope over log
10. Third crossing change
11. Fourth crossing change
12. Lope up the center, stop & back

ARIZONA NATIONAL *Horse Show*

SATURDAY JANUARY 1, 2022

HUNT SEAT EQUITATION – WALK TROT



Be ready at A.

1. Walk 1/2 way to B.
2. Posting trot on the left diagonal to B.
3. Sitting trot to C.
4. Posting trot on the right diagonal 1/2 way to D.
5. Sitting trot to D.
6. Halt at D and back approximately one horse length.

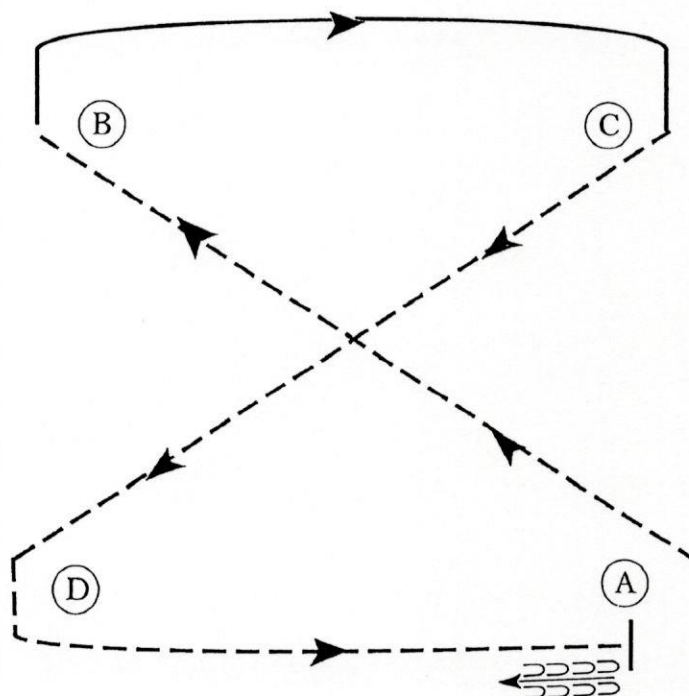
Exit at a sitting trot.

Walk	-----
Trot	- - - - -
Extended Trot	— — — — —
Canter	— — — — —
Leg Yield	
Lead Change	— / —
Back	← ← ← ← ←
Marker	(B)
Sidepass	← — — — — →
Hand Gallop	— — — — —

ARIZONA NATIONAL *Horse Show*

SATURDAY JANUARY 1, 2022

**HUNT SEAT EQUITATION – LEVEL 1 YOUTH, LEVEL 1 AMATEUR,
ALL BREED YOUTH, ALL BREED ADULT
ROOKIE YOUTH, ROOKIE AMATEUR**



Be ready at A.

1. Posting trot on the left diagonal to B.
2. Canter on the right lead to and around C.
3. Posting trot on the right diagonal to D.
4. Sitting trot to A.
5. Halt at A and back approximately one horse length.

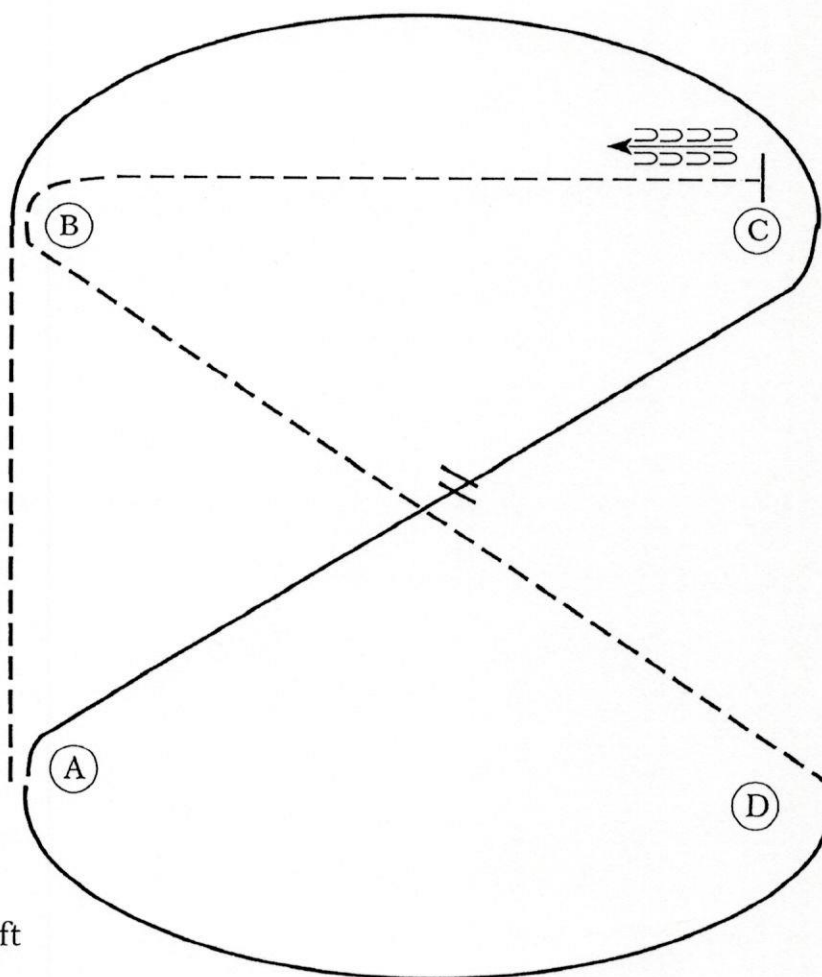
Exit at a sitting trot.

Walk	-----
Trot	- - - - -
Extended Trot	— — — — —
Canter	—————
Leg Yield	
Lead Change	— / —
Back	←←←←←
Marker	(B)
Sidepass	←-----→
Hand Gallop	—————

ARIZONA NATIONAL *Horse Show*

SATURDAY JANUARY 1, 2022

HUNT SEAT EQUITATION – YOUTH AND AMATEUR



Be ready at A.

1. Trot on the left diagonal to B.
2. Canter on the right lead to and around C and half way to A.
4. Change leads between C and A.
5. Canter around A and to D.
6. Trot on the right diagonal from D to B.
7. Trot in a two-point position to C.
8. Stop at C and back approximately one horse length.

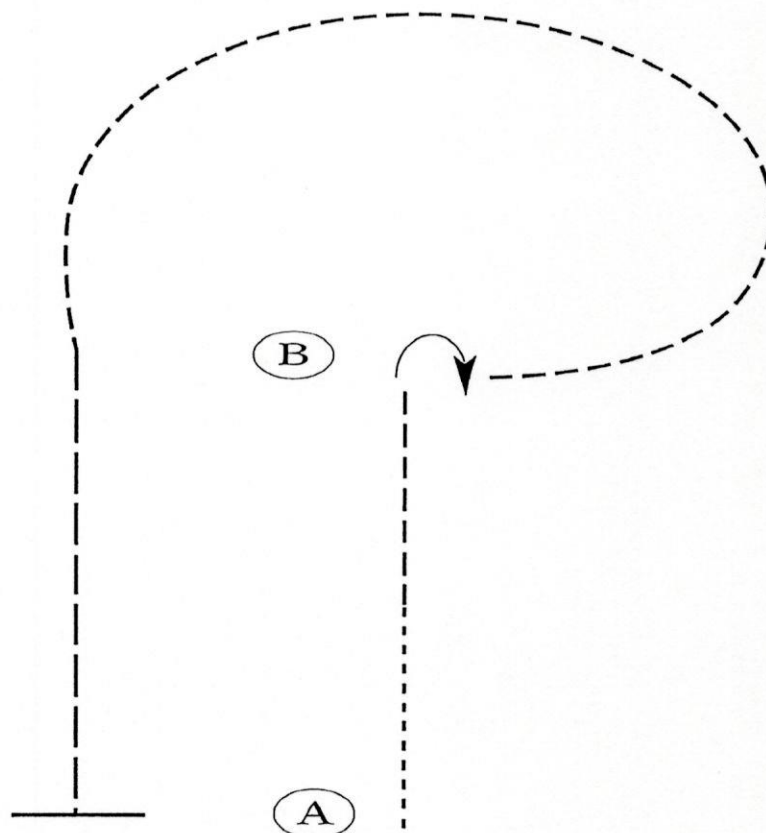
Walk off and follow the directions of your ring steward

Walk	-----
Trot	-----
Extended Trot	-----
Canter	-----
Lead Change	
Back	
Marker	(B)
Hand Gallop	-----

ARIZONA NATIONAL *Horse Show*

SATURDAY JANUARY 1, 2022

HORSEMANSHIP – WALK TROT



Be ready at A.

1. Walk half way to B.
2. Jog to B.
3. Turn 90 degrees to the right.
4. Jog around B.
5. When even with B, extend the jog to A.
6. Stop at A.

Follow the instructions of your ring steward.

Walk	-----
Jog	-----
Extended Jog	-----
Lope	-----
Leg Yield	
Lead Change	↗ ↘
Back	← ← ← ← ←
Marker	(B)
Sidepass	← →

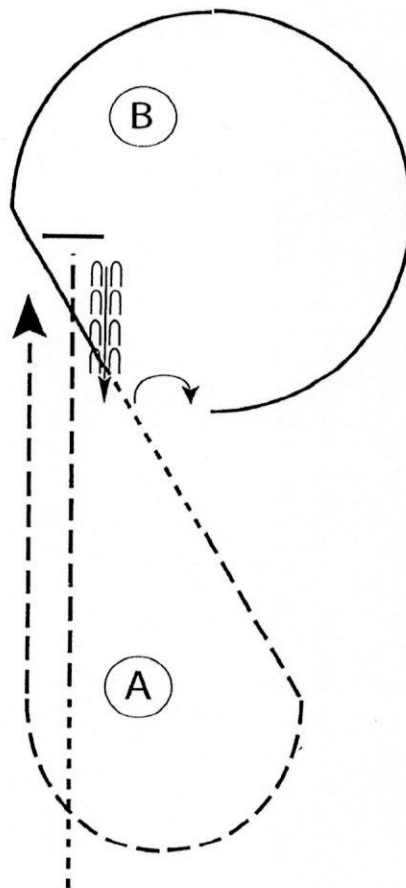
ARIZONA NATIONAL *Horse Show*

SATURDAY JANUARY 1, 2022

HORSEMANSHIP – LEVEL 1 YOUTH, LEVEL 1 AMATEUR, ALL BREED YOUTH,

ALL BREED ADULT

ROOKIE YOUTH, ROOKIE AMATEUR



Be ready before A.

1. Walk to A.
2. Jog $\frac{2}{3}$ of the way to B.
3. Stop and back to center of pattern.
4. Turn $\frac{1}{4}$ turn right.
5. Lope on the left lead to and around B and toward center of pattern.
6. Break to a walk through middle of pattern.
7. Jog around A and to exit as shown.

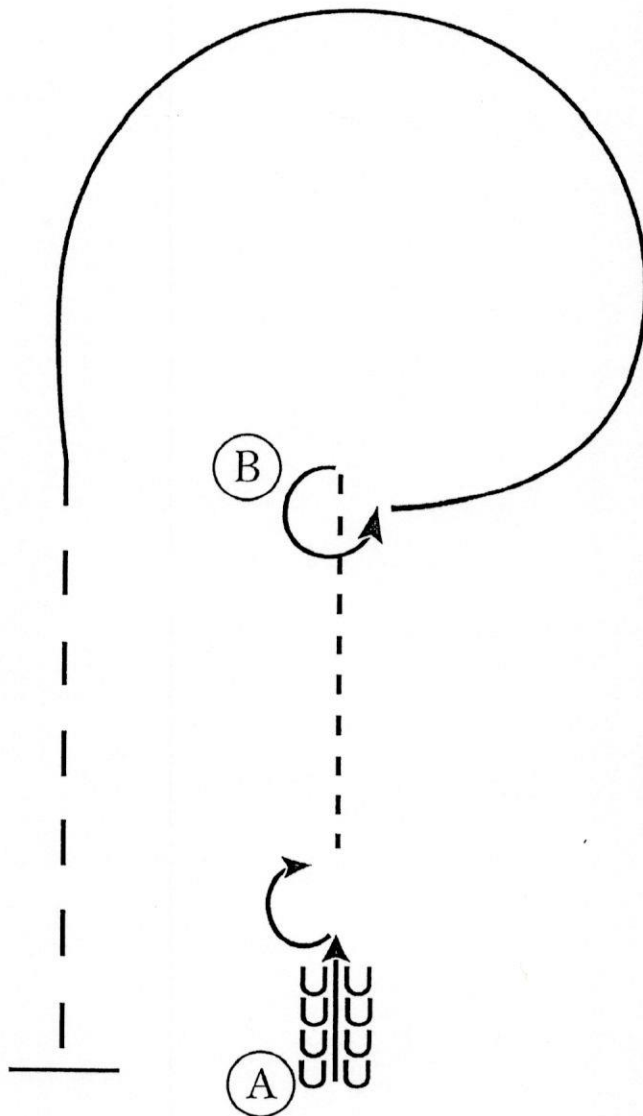
Follow the instructions of your ring steward.

Walk	-----
Jog	-----
Extended Jog	-----
Lope	-----
Lead Change	
Back	

ARIZONA NATIONAL *Horse Show*

SATURDAY JANUARY 1, 2022

HORSEMANSHIP – YOUTH AND AMATEUR



1. Back 4 steps at A.
2. Perform a 180 degree turn to the right.
3. Jog to B.
4. At B perform a 270 degree turn to the left.
5. Lope a circle around B on the left lead.
6. At B extend the jog to A.
7. At A stop.

Walk
Jog	-----
Extended Jog	-----
Lope	=====
Leg Yield	
Lead Change	↗↘
Back	←←←←
Marker	(B)
Sidepass	→---→



SUNDAY JANUARY 2, 2022

*RANCH RIDING – ALL CLASSES- PATTERN #12

REINING- ALL CLASSES- PATTERN # 11

WESTERN RIDING- ALL LEVEL 1, ROOKIE, ALL BREED YOUTH, ALL BREED ADULT
PATTERN LEVEL 1 # 9

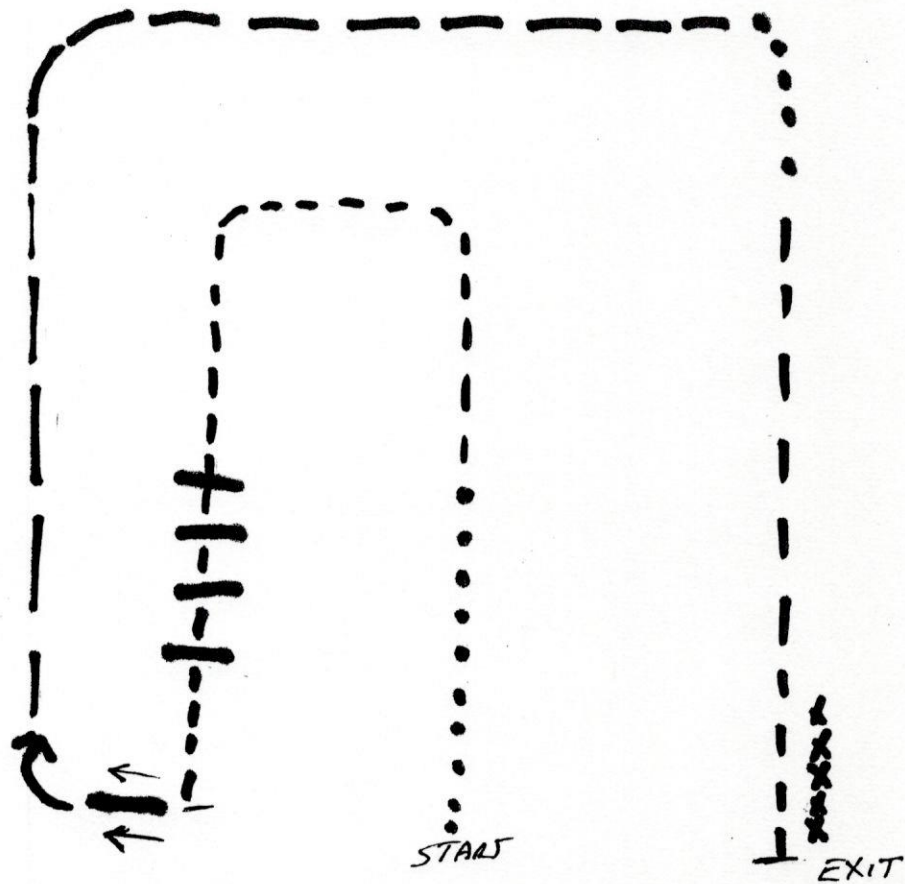
WESTERN RIDING- YOUTH, AMATEUR, OPEN- PATTERN # 9

*RANCH RIDING FOR WALK TROT WILL BE IN PATTERN BOOK /OFFICE

AQHA TRAIL AND RANCH TRAIL PATTERNS WILL BE AVAILABLE IN SHOW
OFFICE

ARIZONA NATIONAL *Horse Show*

WALK TROT RANCH RIDING – SUNDAY JANUARY 2ND



1. WALK
2. TROT
3. TROT OVER POLES
4. STOP, SIDE PASS RIGHT OVER LOG
5. 180 TURN RIGHT
6. EXTENDED TROT
7. WALK
8. TROT
9. STOP AND BACK

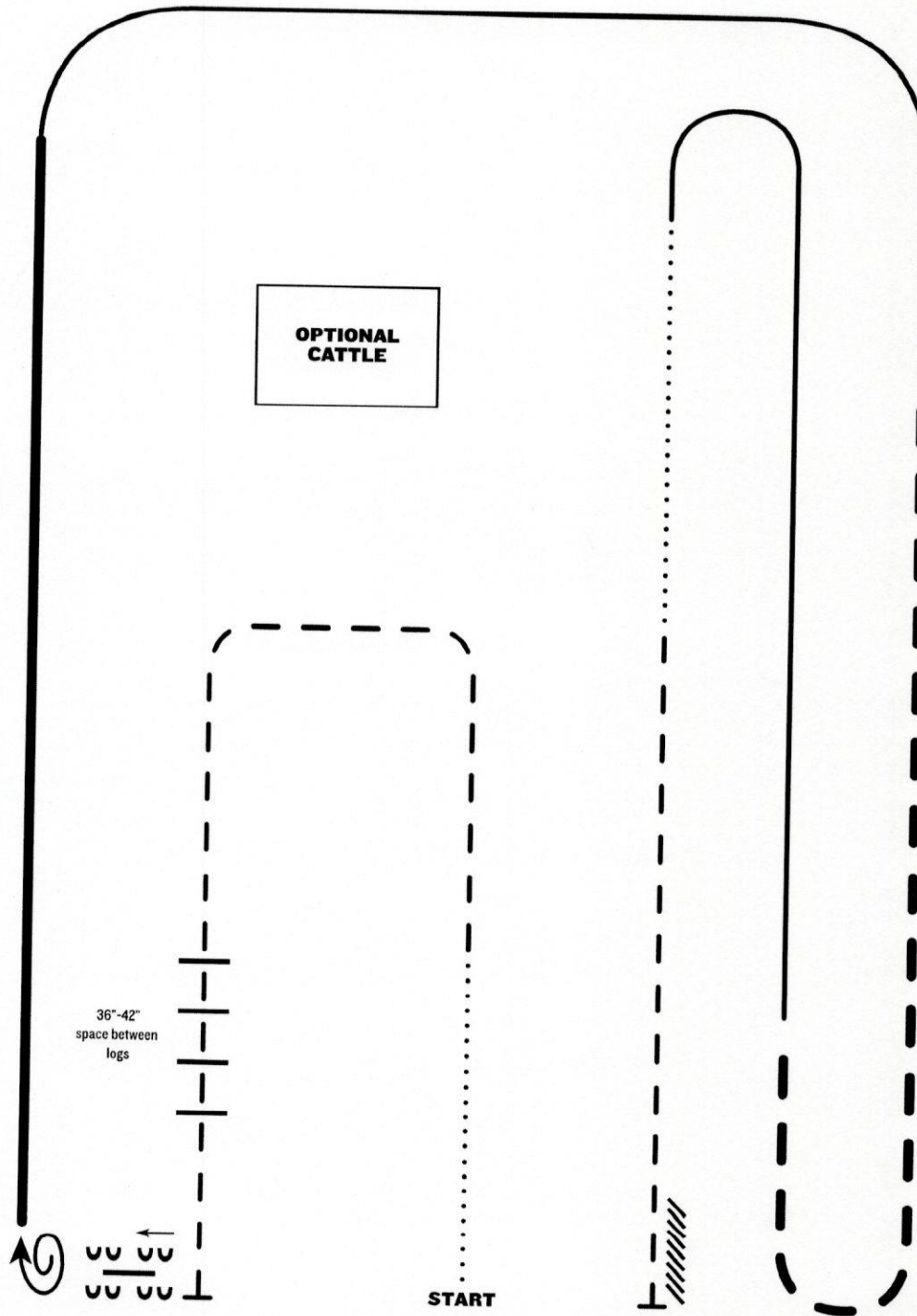
RANCH RIDING - PATTERN 12

All classes

LEGEND

- Walk
- Extended Walk
- Trot
- Extended Trot
- Lope
- Extended Lope
- Back
- Lead Change

Sun Jan 2nd



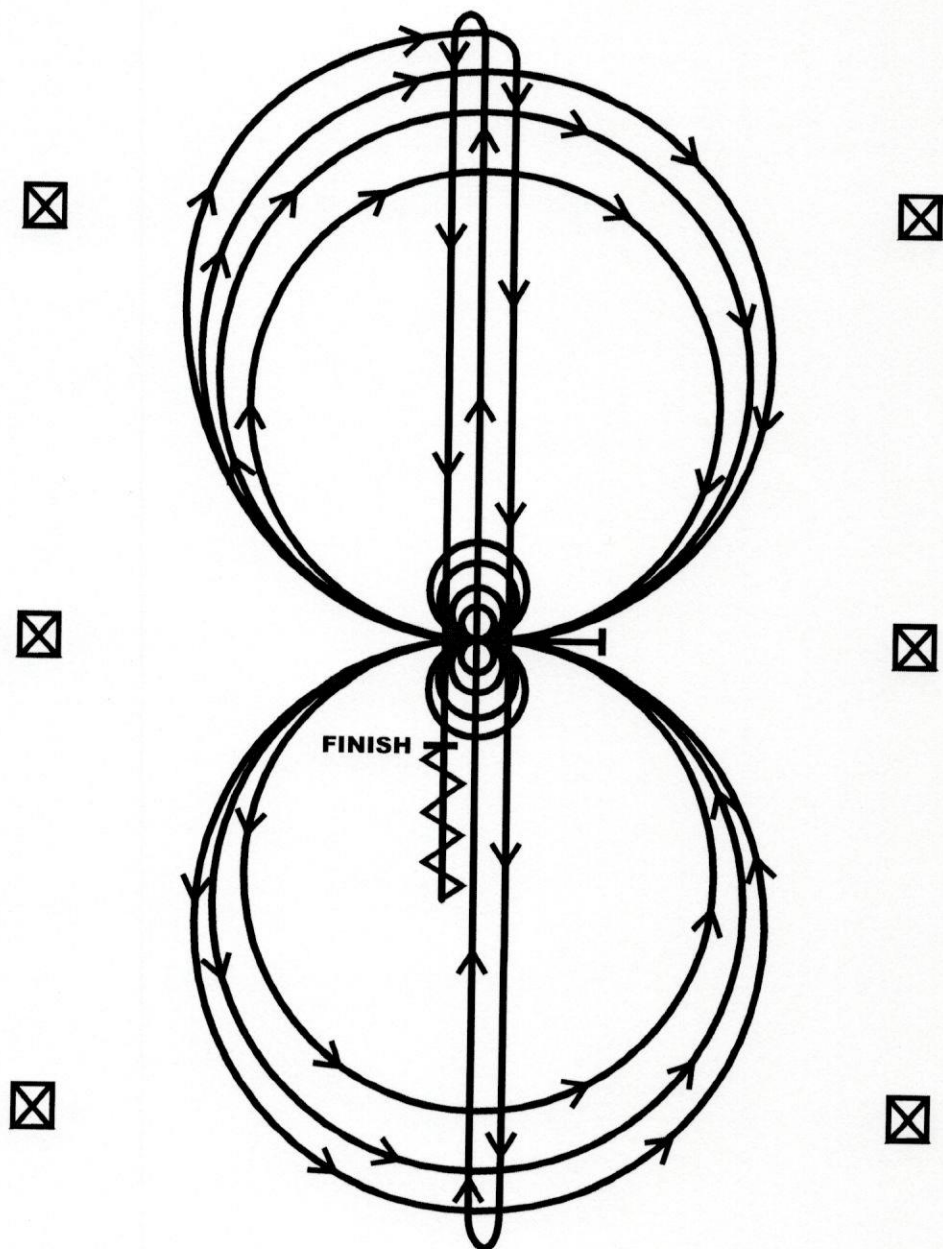
1. Walk
2. Trot
3. Trot over logs, stop
4. Side pass right over log
5. 1 1/2 turn right
6. Extended lope right lead
7. Lope right lead
8. Extended trot
9. Lope left lead
10. Walk
11. Trot
12. Stop and back

Note: The drawn description of this pattern is only intended for the general depiction of the pattern. Exhibitors should utilize the arena space to best exhibit their horses.

REINING PATTERN 11

All classes

SWD JAN 2ND



START

Horses must jog to the center of the arena. Horses must walk or stop prior to starting the pattern. Beginning at the center of the arena facing the left wall or fence.

1. Complete four spins to the left. Hesitate.
2. Complete four spins to the right. Hesitate.
3. Beginning on the right lead complete three circles to the right; the first circle small and slow; the next two circles large and fast. Change leads at the center of the arena.
4. Complete three circles to the left; the first circle small and slow; the next two circles large and fast. Change leads at the center of the arena.
5. Begin a large circle to the right, but do not close this circle. Run down the center of the arena past the end marker and do a right rollback—no hesitation.
6. Run up the middle to the opposite end of the arena past the end marker and do a left rollback—no hesitation.
7. Run past the center marker and do a sliding stop. Back up to the center of the arena or at least ten feet (three meters). Hesitate to demonstrate completion of the pattern.

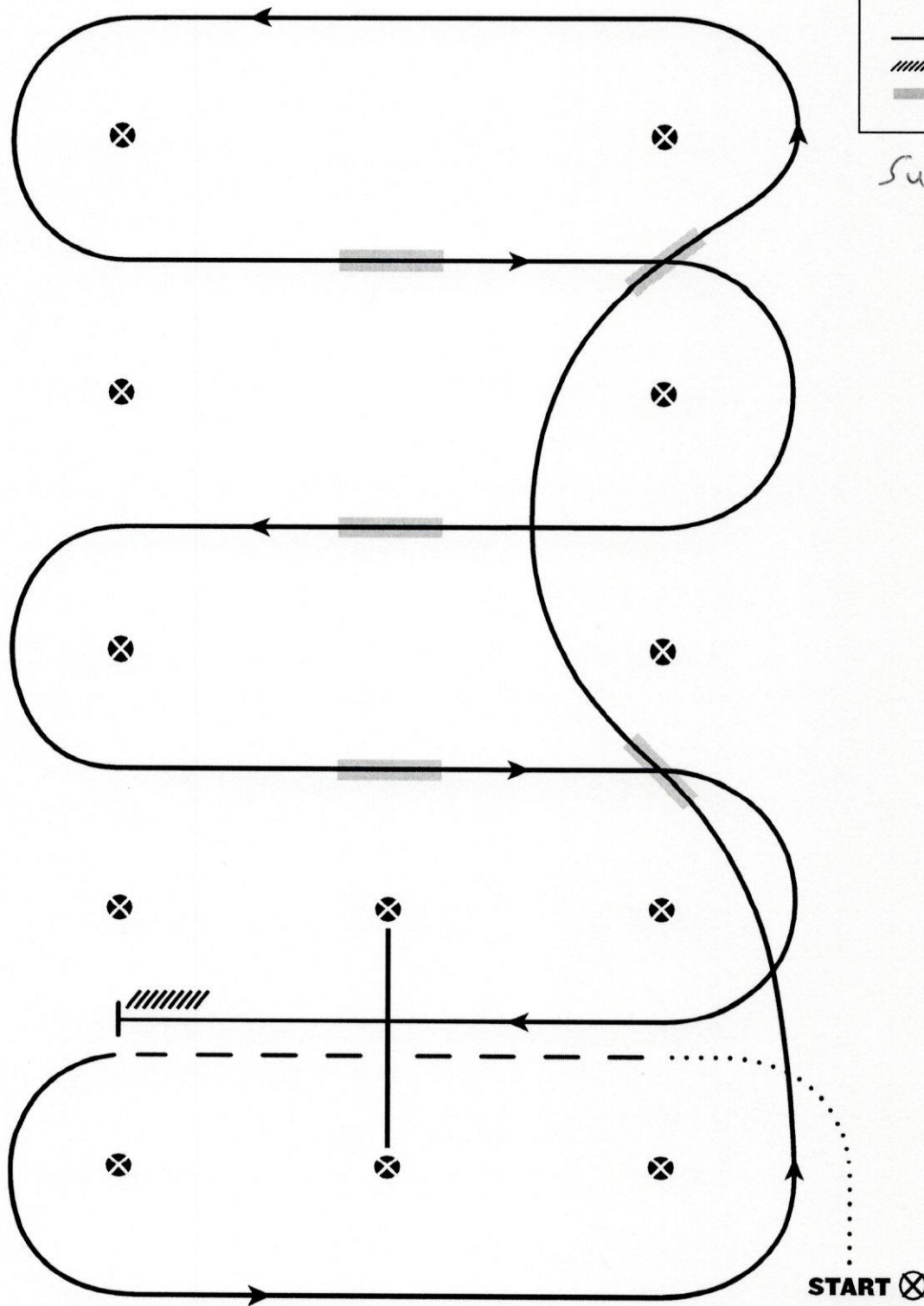
ALL LEVEL 1, ROOKIE, AN BREED

LEVEL 1 WESTERN RIDING PATTERN 9

LEGEND

—	Walk
—	Jog
—	Lope
////	Back
■	Lead Changing Area

SUN JAN 2ND



1. Walk at least 15 feet from start cone to the first marker, as drawn, transition to jog, jog over log.
2. Transition to the lope left lead & lope around end
3. First line change
4. Second line change, lope around the end of arena
5. First crossing change
6. Second crossing change
7. Third crossing change
8. Lope over log
9. Lope, stop & back

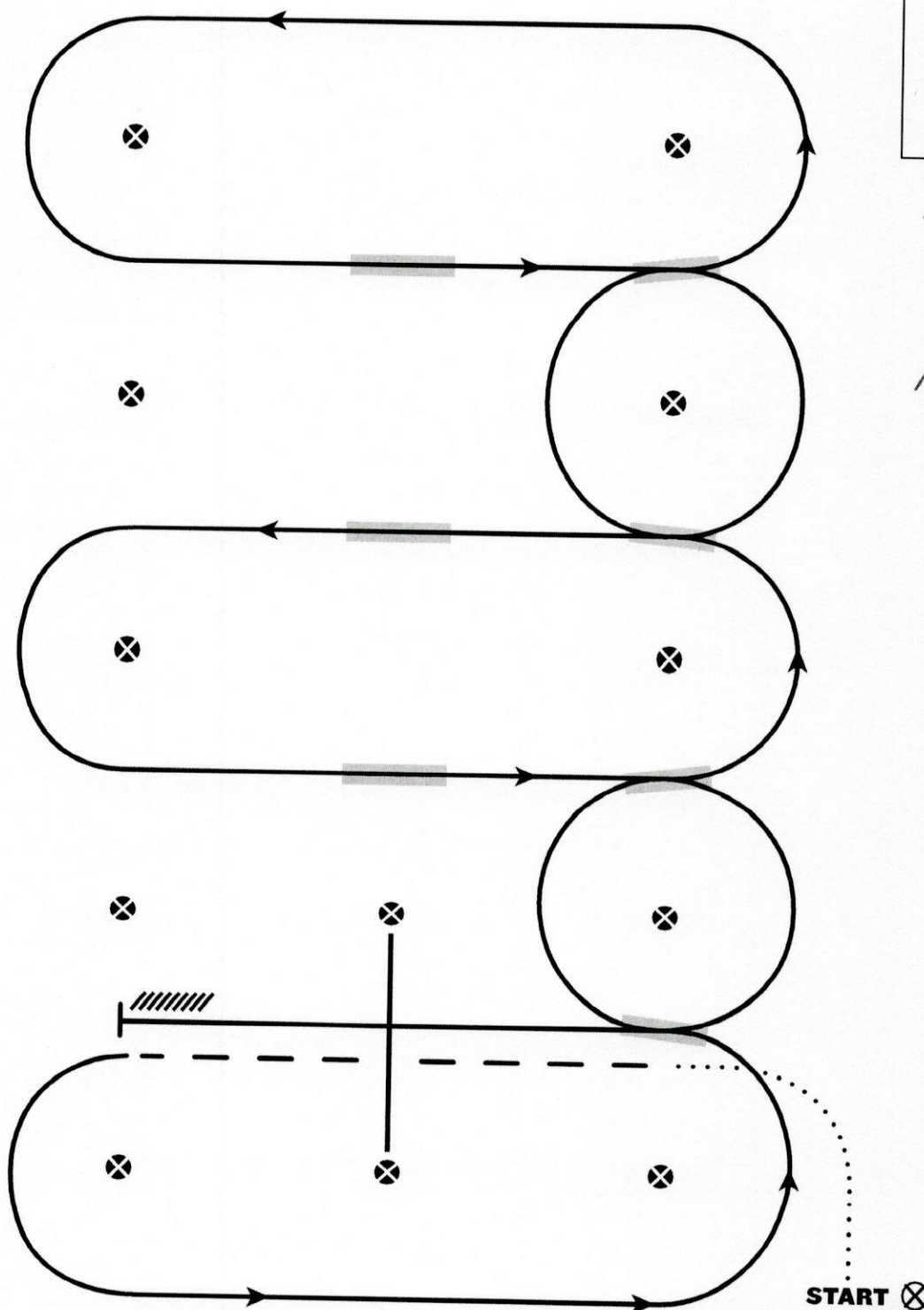
WESTERN RIDING - PATTERN 9

LEGEND

	Walk
	Jog
	Lope
	Back
	Lead Changing Area

SUNDAY
JAN 2nd

YOUTH
AMATEUR
OPEN



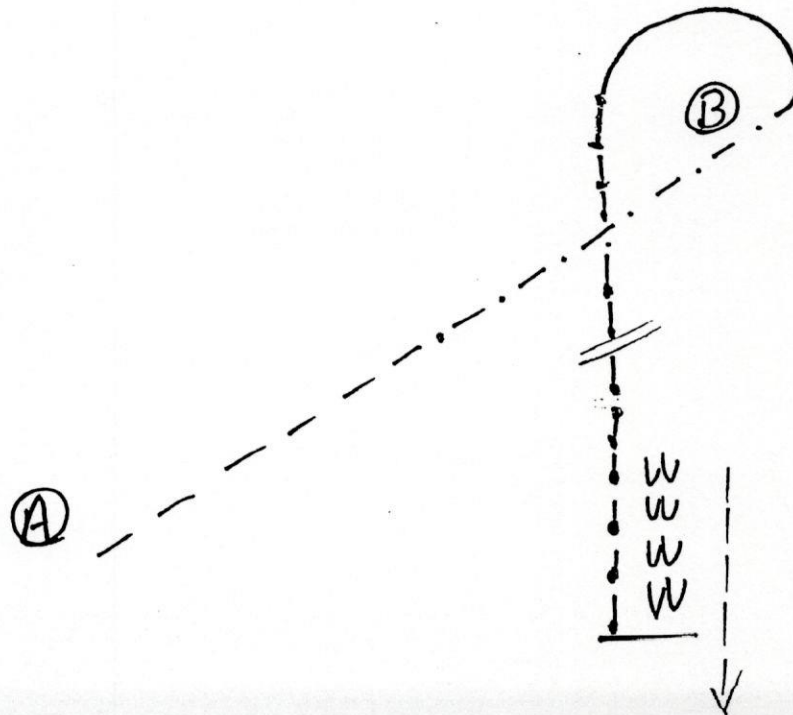
1. Walk at least 15 feet from start cone to the first marker, as drawn, transition to jog, jog over log.
2. Transition to the lope left lead
3. First line change
4. Second line change
5. Third line change
6. Fourth line change
7. First crossing change
8. Second crossing change
9. Third crossing change
10. Lope over log
11. Lope, stop & back

**ARIZONA
NATIONAL**
Horse Show

SUNDAY JANUARY 2, 2022

HUNT SEAT EQUITATION – WALK TROT

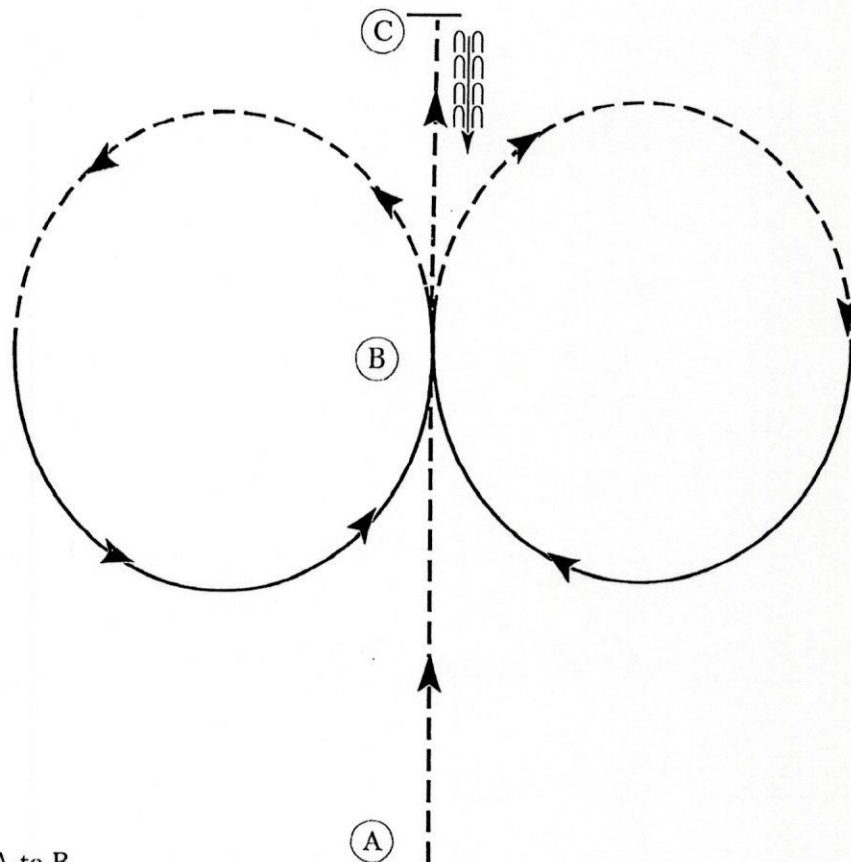
1. At A sitting trot halfway to B
2. Posting trot on right diagonal to B
3. Walk around B.
4. Posting trot on left diagonal half way in pattern.
5. Change to right diagonal just go past A and stop.
6. Back two horse lengths and trot out.



ARIZONA NATIONAL *Horse Show*

SUNDAY JANUARY 2, 2022

**HUNT SEAT EQUITATION – LEVEL 1 YOUTH, LEVEL 1 AMATEUR,
ALL BREED YOUTH, ALL BREED ADULT
ROOKIE YOUTH, ROOKIE AMATEUR**



1. Sitting trot A to B
2. At B posting trot on the left diagonal in a half circle.
3. Canter on the right lead back to B.
4. Posting trot on the right diagonal in a half circle.
5. Canter on the left lead back to B.
6. Sitting trot to C.
7. Stop at C and back approximately one horse length.

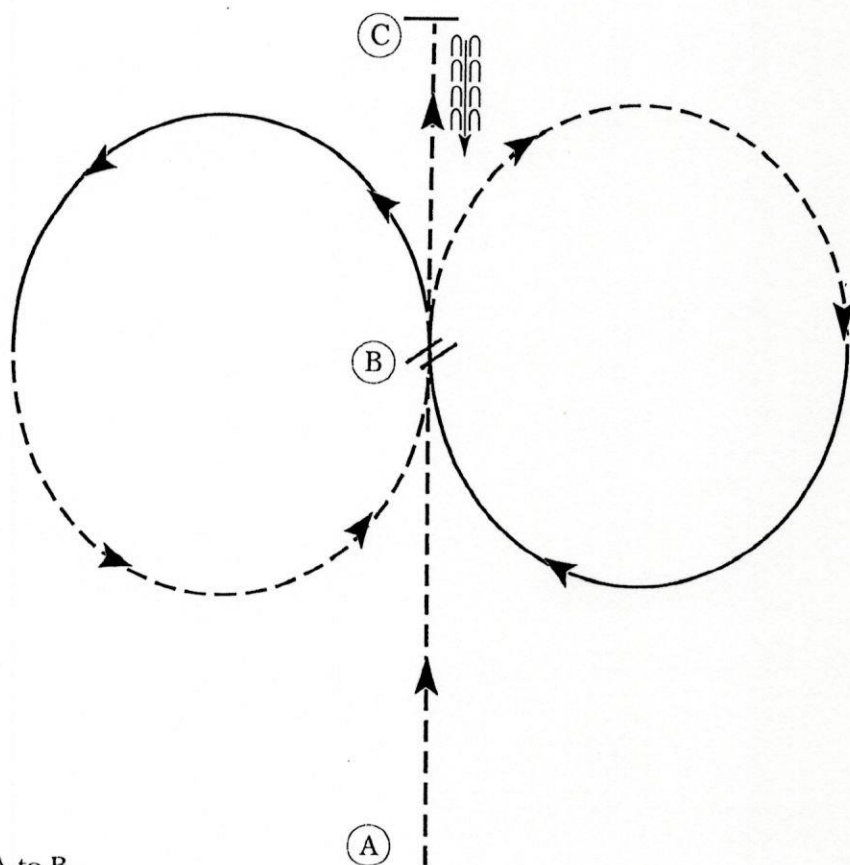
Exit at a sitting trot.

Walk	-----
Trot	- - - - -
Extended Trot	=====
Canter	=====
Leg Yield	
Lead Change	↗ ↘
Back	←←←←←
Marker	(B)
Sidepass	→ - - - ←
Hand Gallop	=====

ARIZONA NATIONAL *Horse Show*

SUNDAY JANUARY 2, 2022

HUNT SEAT EQUITATION – YOUTH AND AMATEUR



1. Sitting trot A to B
2. At B posting trot on the left diagonal in a half circle.
3. Canter on the right lead back to B.
4. Change leads at B and canter on the left lead in a half circle.
5. Posting trot on the right diagonal back to B.
6. Sitting trot to C.
7. Stop at C and back approximately one horse length.

Exit at a sitting trot.

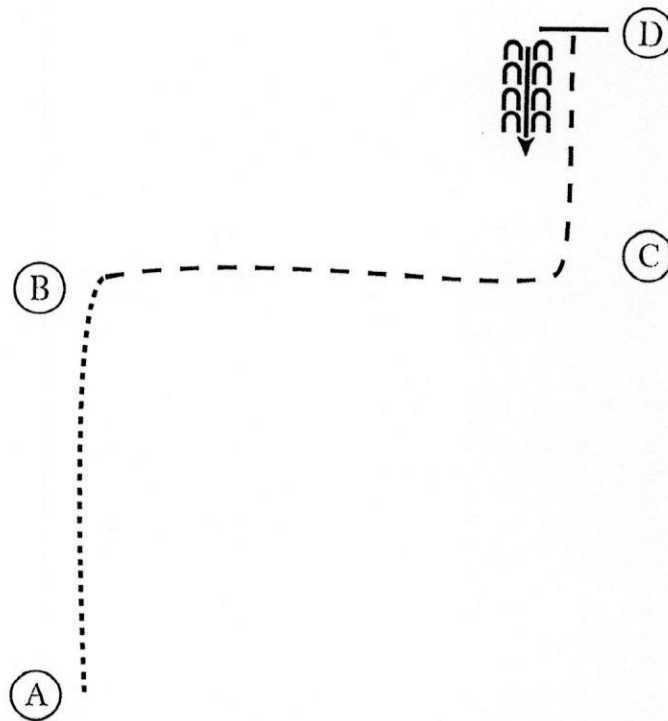
Walk	-----
Trot	- - - - -
Extended Trot	=====
Canter	=====
Leg Yield	
Lead Change	///
Back	⏏
Marker	(B)
Sidepass	←.....→
Hand Gallop	=====

ARIZONA NATIONAL *Horse Show*

SUNDAY JANUARY 2, 2022

HORSEMANSHIP – WALK TROT

1. Walk A to B
2. At B jog to D
3. At D stop and back 4 steps.



Walk
Jog	-----
Extended Jog	————
Lope	————
Leg Yield	
Lead Change	
Back	
Marker	(B)
Sidepass	

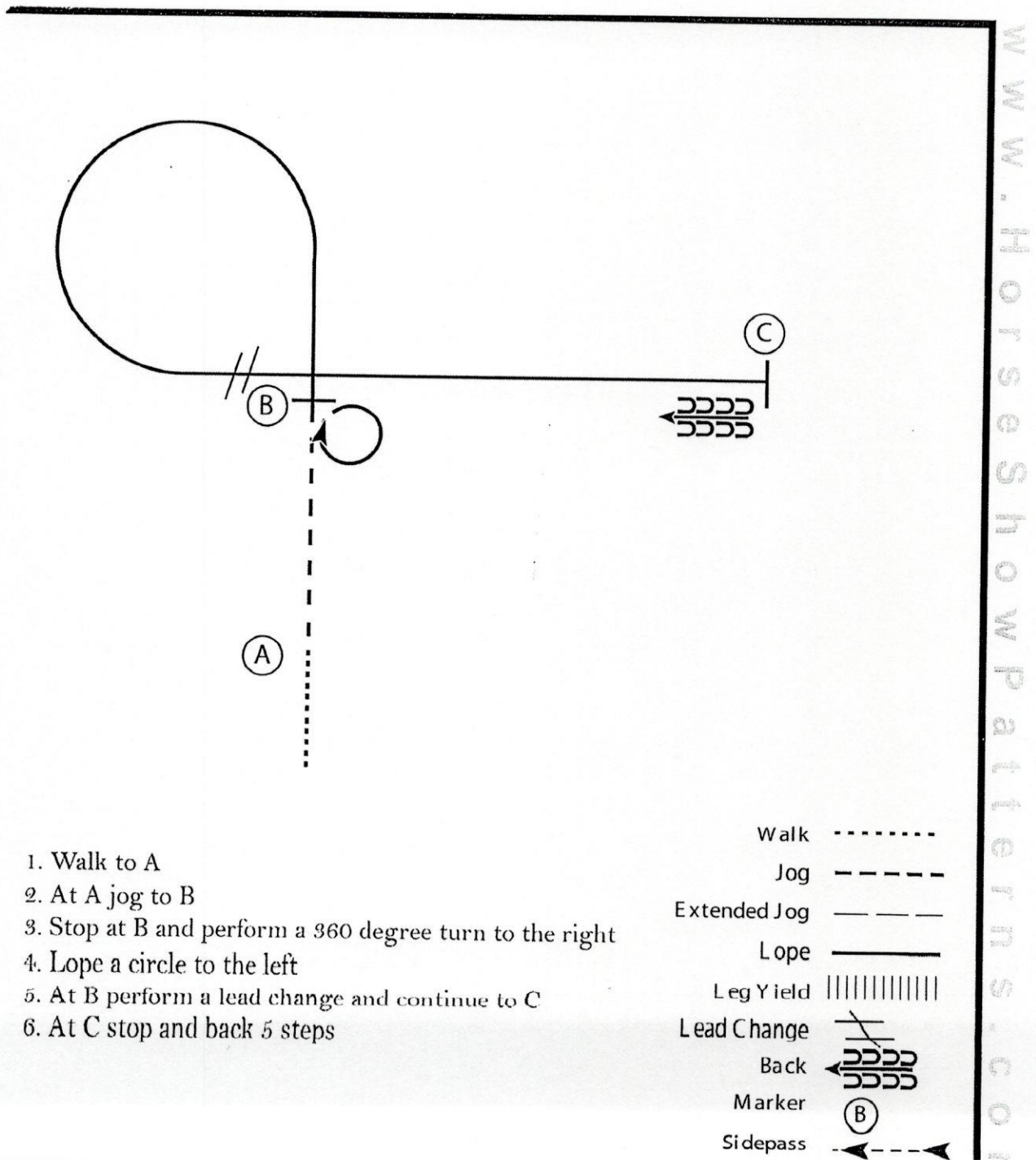
ARIZONA NATIONAL *Horse Show*

SUNDAY JANUARY 2, 2022

HORSEMANSHIP – LEVEL 1 YOUTH, LEVEL 1 AMATEUR, ALL BREED YOUTH,

ALL BREED ADULT

ROOKIE YOUTH, ROOKIE AMATEUR

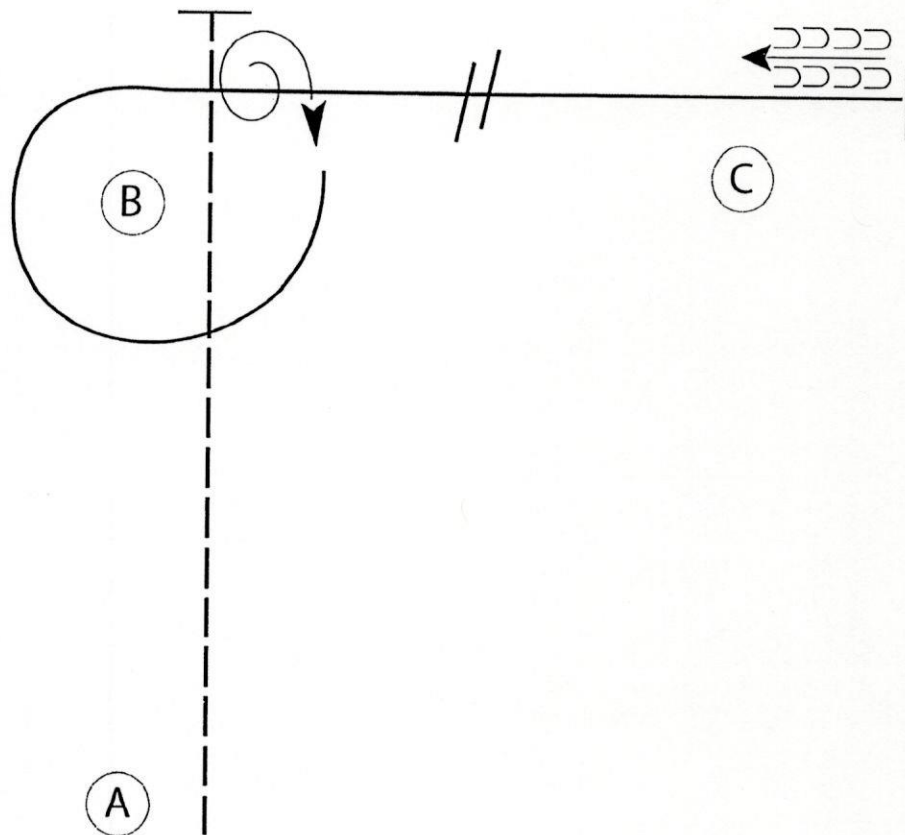


1. Walk to A
2. At A jog to B
3. Stop at B and perform a 360 degree turn to the right
4. Lope a circle to the left
5. At B perform a lead change and continue to C
6. At C stop and back 5 steps

ARIZONA NATIONAL *Horse Show*

SUNDAY JANUARY 2, 2022

HORSEMANSHIP – YOUTH AND AMATEUR



Be ready at A.

1. Perform an extended jog from A past B
2. Stop past B and perform a 540 degree turn to the right.
3. Lope on the right lead around B and continue towards C.
4. Half way between B and C perform a simple lead change.
5. Continue to lope past C and stop.
6. Back to C.

Follow the instructions of your ring steward.

Walk	-----
Jog	-----
Extended Jog	-----
Lope	=====
Leg Yield	
Lead Change	—X—
Back	← ⏞⏞⏞ ⏞⏞⏞
Marker	(B)
Sidepass	←-----→