

www.HorseShowPatterns.com

[www.HorseShowPatterns.com](http://www.HorseShowPatterns.com)

[www.HorseShowPatterns.com](http://www.HorseShowPatterns.com)



- [www.HorseShowPatterns.com](http://www.HorseShowPatterns.com)

[www.HorseShowPatterns.com](http://www.HorseShowPatterns.com)

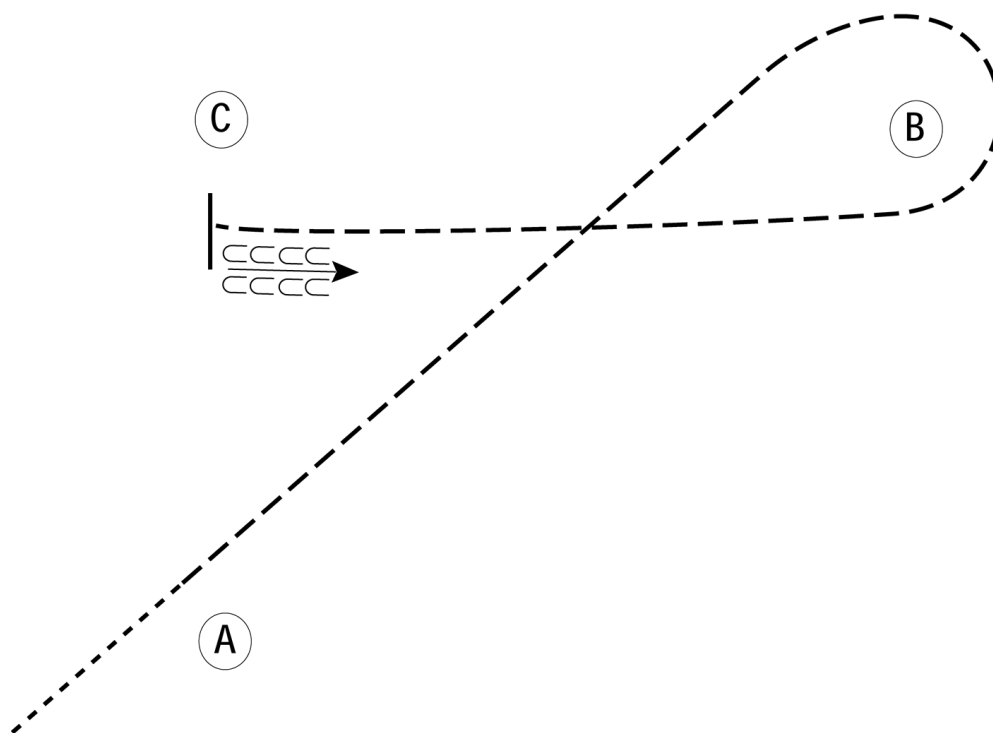
[www.HorseShowPatterns.com](http://www.HorseShowPatterns.com)

[www.HorseShowPatterns.com](http://www.HorseShowPatterns.com)

# April Clinic & ShowOff

## Hunt Seat Equitation (All Ages)

Show Date: 04-11-2021



Be ready before A.

1. Walk to A.
2. Sitting trot from A to B.
3. Posting trot on the left diagonal around B and to C.
4. Stop at C. Back approximately one horse length.
5. Follow the instructions of your ring steward.

Walk	-----
Trot	- - - - -
Extended Trot	— — — — —
Canter	— — — — —
Leg Yield	
Lead Change	— — — — —
Back	← ← ← ← ←
Marker	(B)
Sidepass	← — — — — →
Hand Gallop	— — — — —

[HSE/WT-18]

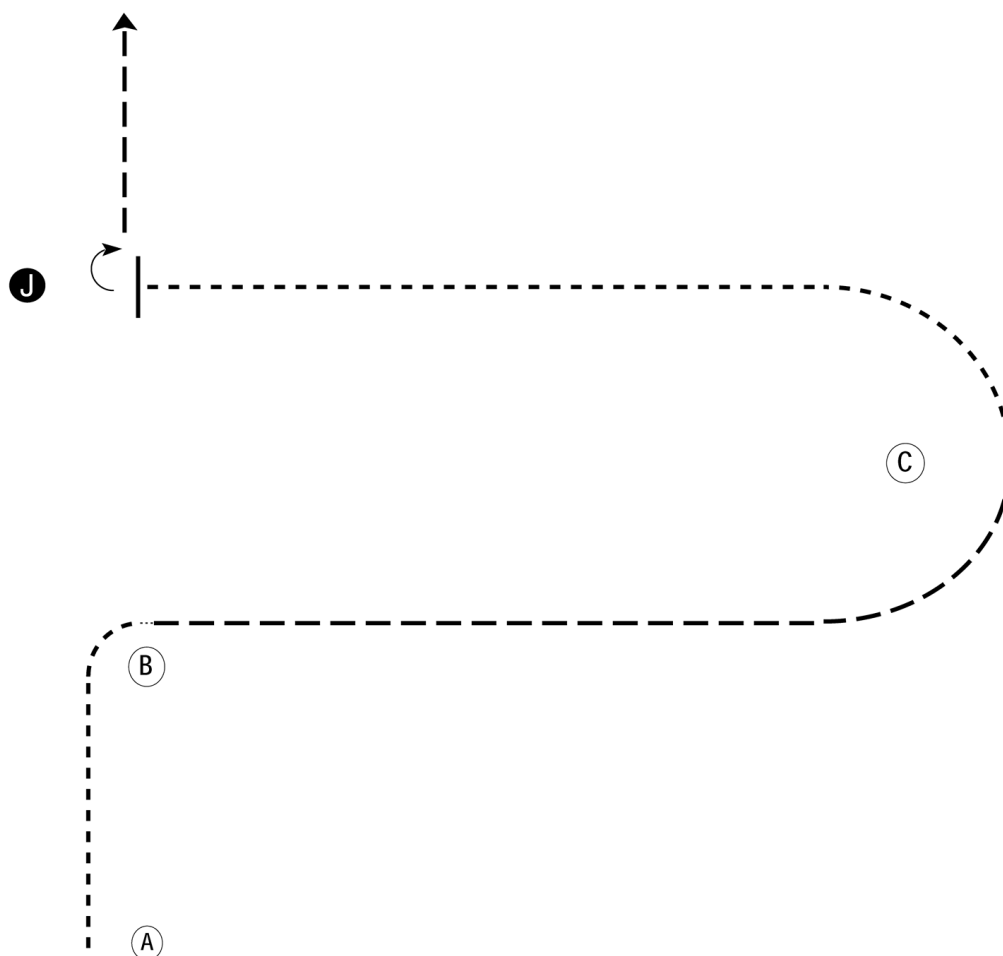
Pattern Provided by:

*Arizona National*

# April Clinic & ShowOff

## Showmanship (All Ages)


Show Date: 04-11-2021



Be ready at A.

1. Walk to and around B.
2. Trot from B to C.
3. Walk from C to the judge.
4. Stop and set up for inspection.
5. When dismissed perform a 90 degree turn.
6. Trot to the line-up.

Follow the instructions of your ring steward.

Walk	-----
Trot	- - - - -
Back	← 
Marker	ⓑ
Judge	ⓐ

[S/WT-28]

Pattern Provided by:  
*Arizona National*