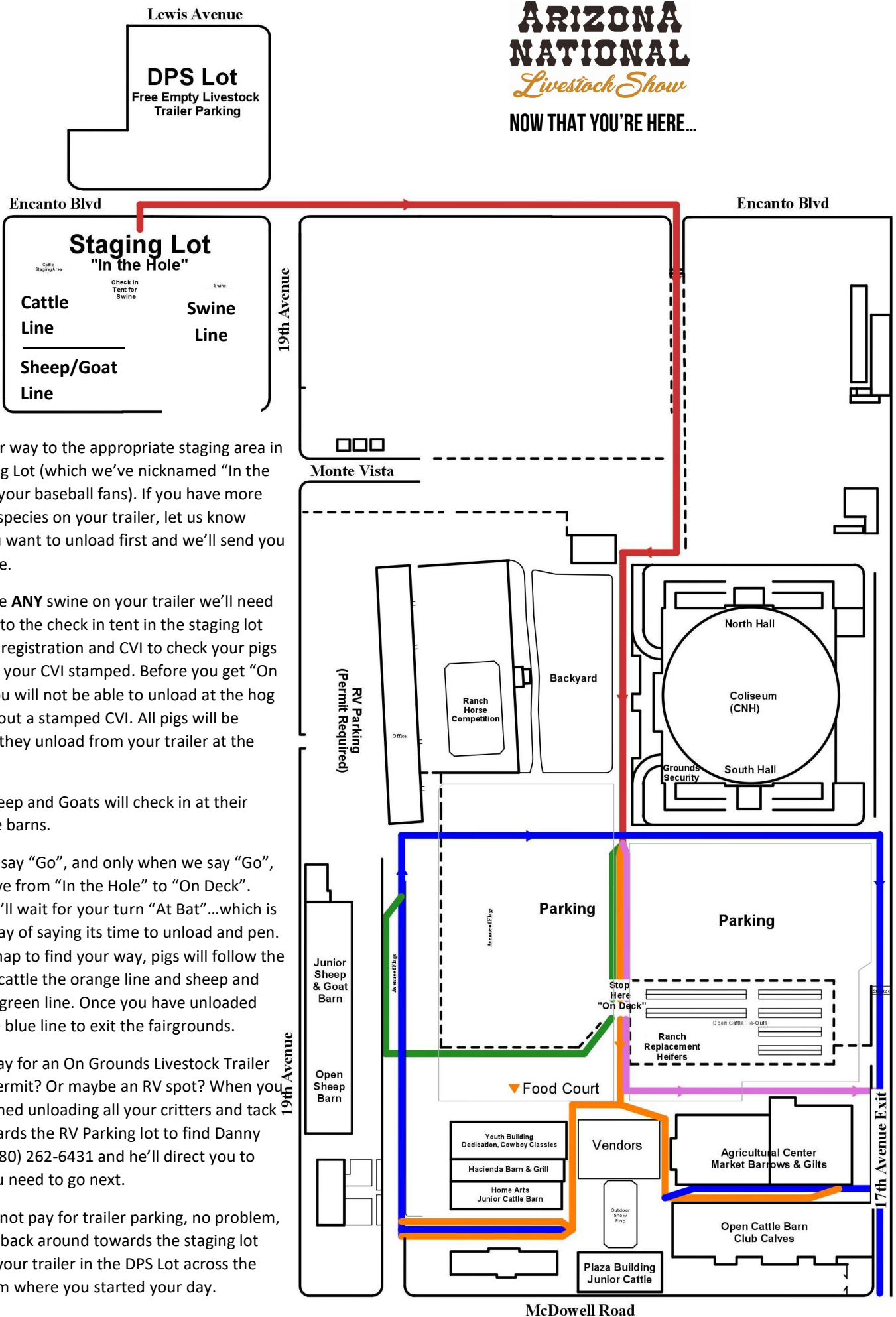


ARIZONA NATIONAL Livestock Show

NOW THAT YOU'RE HERE...



Make your way to the appropriate staging area in the Staging Lot (which we've nicknamed "In the Hole" for your baseball fans). If you have more than one species on your trailer, let us know which you want to unload first and we'll send you to that line.

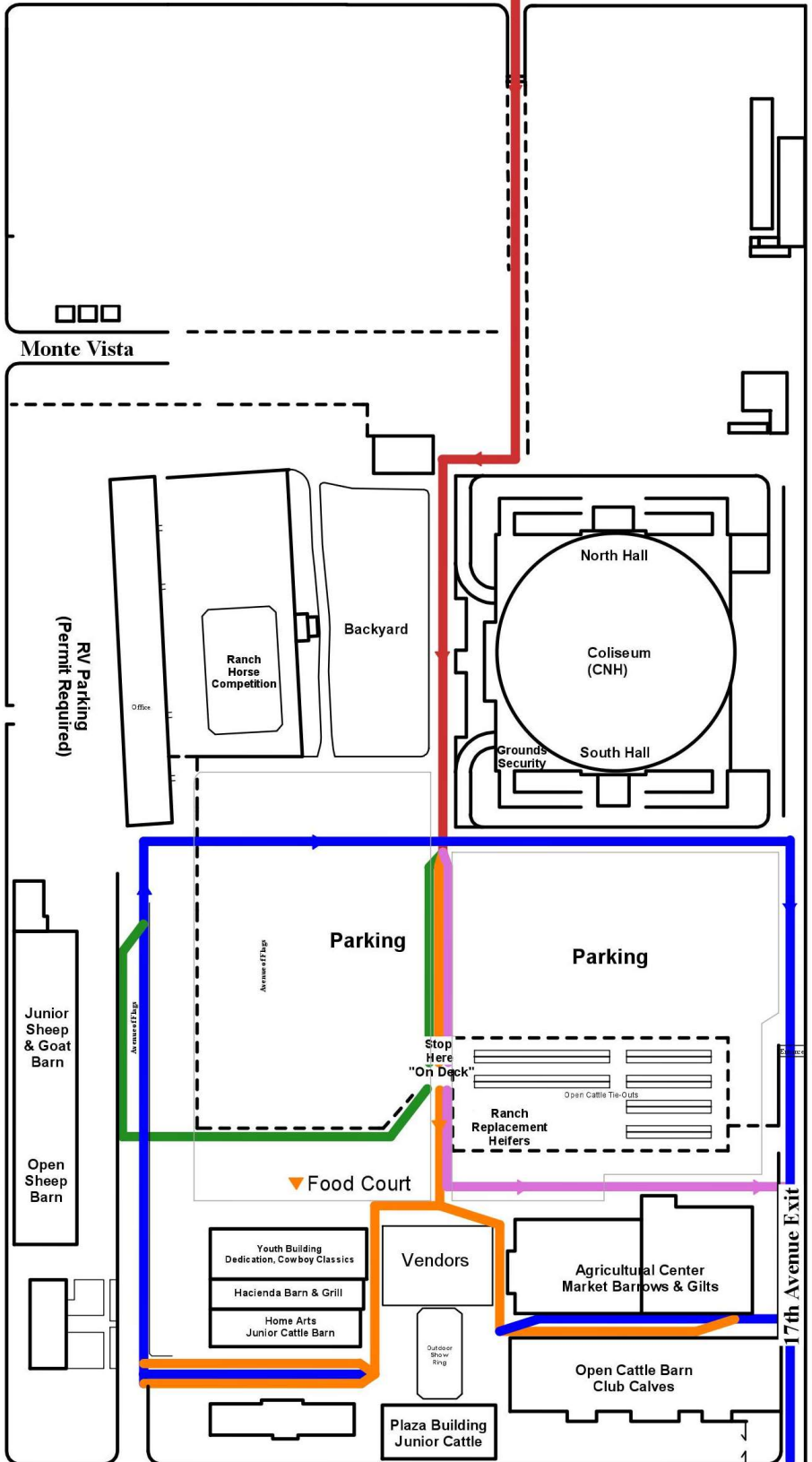
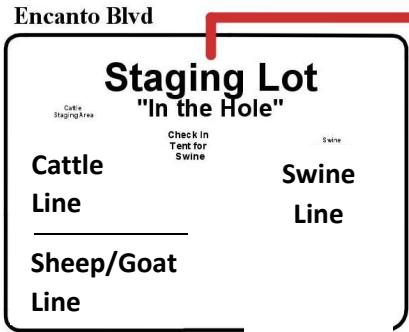
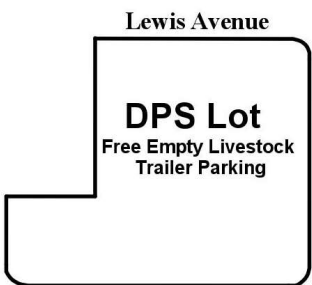
If you have **ANY** swine on your trailer we'll need you to go to the check in tent in the staging lot with your registration and CVI to check your pigs in and get your CVI stamped. Before you get "On Deck". You will not be able to unload at the hog barn without a stamped CVI. All pigs will be stalled as they unload from your trailer at the barn.

Cattle, Sheep and Goats will check in at their respective barns.

When we say "Go", and only when we say "Go", you'll move from "In the Hole" to "On Deck". There you'll wait for your turn "At Bat"...which is our fun way of saying its time to unload and pen. Use this map to find your way, pigs will follow the pink line, cattle the orange line and sheep and goats the green line. Once you have unloaded follow the blue line to exit the fairgrounds.

Did you pay for an On Grounds Livestock Trailer Parking permit? Or maybe an RV spot? When you have finished unloading all your critters and tack head towards the RV Parking lot to find Danny Wilkins (480) 262-6431 and he'll direct you to where you need to go next.

If you did not pay for trailer parking, no problem, just circle back around towards the staging lot and park your trailer in the DPS Lot across the street from where you started your day.



McDowell Road